

5GFT

5GFT150 12V150Ah

5GT battery uses AGM technology and high-purity raw materials, Its good floating back up And large current discharge performance makes it optimal and economical choice for UPS/EPS.

Benefits

- Long life according to EUROBAT Classification
- High discharge performance
- High gas recombination efficiency
- Maximum charge efficiency
- Low self-discharge rate
- Easy installation and handling
- Centralized venting system

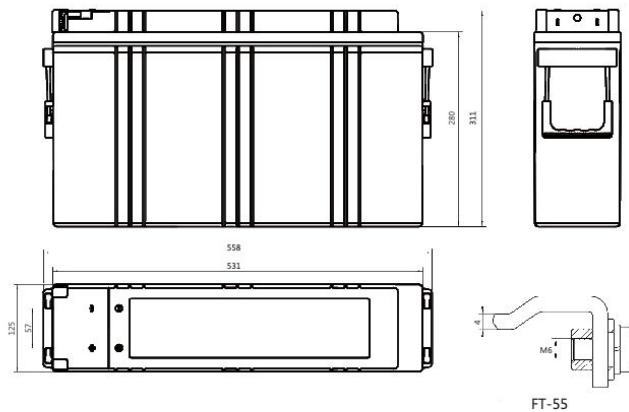
Applications

- Telecommunications
- Power system
- UPS
- Emergency power
- Data center

Standards

- IEC 60896-21/22
- BS 6290-4
- EUROBAT guide

Drawing



Specifications

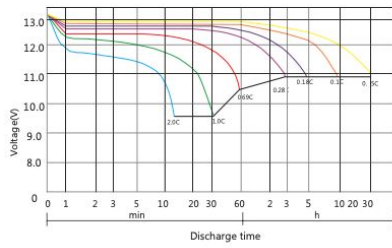
Battery Model	5GFT150			
Design Life (years, 25°C)	12			
Capacity (Ah, 25°C)	10HR (15.0A, 1.80V)	5HR (27.0A, 1.80V)	3HR (39.72A, 1.80V)	1HR(83.8A, 1.75V)
	150	135	119.16	83.8
Dimensions (mm)	Length	Width	Height	Total Height
	558	125	311	311
Approx. Weight (kg)	52.7			
Reference Internal Resistance (mK)	3.6 (fully charged @ 25°C)			
Maximum Discharge Current (A/3 Sec.)	1092			
Self-Discharge (25°C)	≤1.5% per month			
Charge Voltage (V/cell, 25°C)	Cycle use		Float use	
	2.35 (-3.5mV/°C/cell), max charge current: 30A		2.25 (-3.5mV/°C/cell)	
Short Circuit Current (A)	3200			

Discharge Data

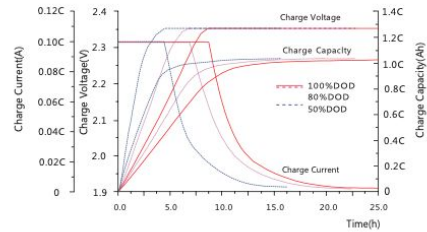
Constant Current Discharge Data (25°C, A)														
End Voltage (V/cell)	min					h								
	5	10	15	30	45	1	2	3	4	5	6	8	10	20
1.60	414.4	331.5	273.9	187.7	130.9	99.7	59.6	42.96	35.0	28.32	24.12	18.72	15.72	8.45
1.65	387.2	303.6	259.7	175.9	120.3	94.4	58.2	41.76	34.4	27.96	24.12	18.60	15.48	8.36
1.70	356.0	273.2	239.4	164.1	111.5	86.0	56.7	40.92	33.8	27.72	23.76	18.48	15.48	8.32
1.75	328.1	250.3	225.0	157.3	108.8	83.8	55.8	40.44	33.2	27.36	23.52	18.24	15.24	8.28
1.80	292.7	232.6	207.2	144.6	97.7	77.6	54.2	39.72	33.0	27.00	23.28	18.00	15.0	8.26

Constant Power Discharge Data (25°C, W/cell)														
End Voltage (V/cell)	min					h								
	5	10	15	30	45	1	2	3	4	5	6	8	10	20
1.60	706.0	568.0	491.0	322.0	266.0	200.0	120.0	81.60	67.0	54.00	46.30	36.00	30.50	16.30
1.65	675.0	535.0	476.0	310.0	243.0	189.0	118.0	79.80	66.2	53.70	46.20	35.80	30.5	16.27
1.70	642.0	498.0	450.0	302.0	224.0	172.0	116.0	78.60	65.3	53.50	45.90	35.60	30.2	16.23
1.75	605.0	467.0	432.0	293.0	217.0	167.0	115.0	77.80	64.5	53.10	45.60	35.40	30.20	16.20
1.80	563.0	450.0	415.0	284.0	196.0	156.0	112.0	77.10	64.2	52.70	45.30	35.10	29.6	16.15

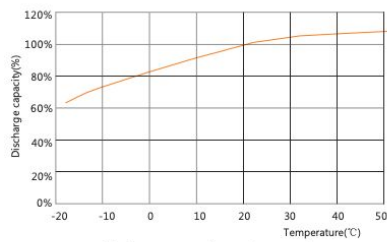
Performance Curve



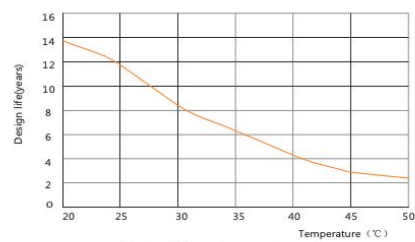
Discharge voltage vs. discharge time



Charge capacity vs. charge time



Discharge capacity vs. temperature



Design life vs. temperature