

5GVRLA Series

5GVRLA7.2 12V 7.2Ah



5GVRLA series battery uses AGM technology and high-purity raw materials. Its good floating back up and large current discharge performance makes it optimal and economical choice for UPS/EPS.

Benefits

- Standard Commercial according to EUROBAT Classification
- Maximum charge efficiency
- High gas recombination efficiency
- Low self-discharge rate
- Easy installation and handling
- Vertical or horizontal installation

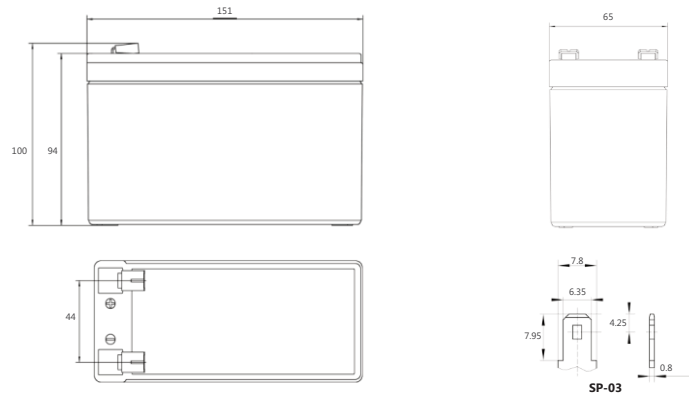
Applications

- UPS units
- Emergency power
- Starting generators
- EPS units

Standards

- IEC 61056-1/2
- JIS C8702-1/2
- EUROBAT guide

Drawing



Specifications

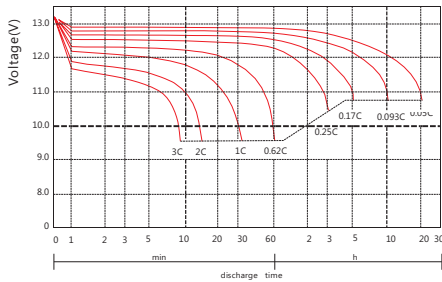
Battery Model	5GVRLA7.2			
Design Life (years, 25°C)	5			
Capacity (Ah, 25°C)	20HR (0.35A, 1.75V)	10HR (0.65A, 1.75V)	5HR (1.27A, 1.75V)	1HR(4.534A, 1.70V)
	7,2	6,5	6,35	4,534
Dimensions (mm)	Length	Width	Height	Total Height
	151	65	94	100
Approx. Weight (kg)	2.12			
Reference Internal Resistance (mK)	29 (full charged @ 25°C)			
Maximum Discharge Current (A/5 Sec.)	105			
Self-Discharge (25°C)	≤3% per month			
Charge Voltage (V/cell, 25°C)	Cycle use		Float use	
	2.45 (-3.5mV/°C/cell), max charge current: 2.1A		2.27 (-3.5mV/°C/cell)	
Short Circuit Current (A)	190			

Discharge Data

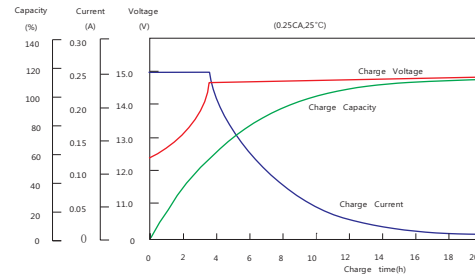
Constant Current Discharge Data (25°C, A)													
End Voltage (V/cell)	min						h						
	5	10	15	20	30	45	1	1.5	2	3	5	10	20
1.60	31.50	18.94	13.61	11.13	7.887	5.788	4.636	3.349	2.700	2.000	1.298	0.659	0.354
1.65	30.24	18.43	13.36	11.02	7.812	5.727	4.592	3.307	2.668	1.975	1.291	0.657	0.353
1.67	29.48	18.17	13.19	10.92	7.752	5.672	4.561	3.284	2.653	1.967	1.285	0.656	0.353
1.70	28.58	17.93	13.03	10.80	7.692	5.633	4.534	3.265	2.640	1.957	1.281	0.655	0.352
1.75	25.20	17.22	12.60	10.50	7.490	5.507	4.445	3.220	2.606	1.938	1.270	0.650	0.350
1.80	20.16	15.50	11.72	9.940	7.190	5.325	4.343	3.165	2.569	1.915	1.256	0.644	0.348

Constant Power Discharge Data (25°C, W/cell)													
End Voltage (V/cell)	min						h						
	5	10	15	20	30	45	1	1.5	2	3	5	10	20
1.60	57.40	36.11	26.26	21.57	15.34	11.30	9.091	6.592	5.335	3.964	2.581	1.313	0.708
1.65	55.39	35.20	25.83	21.42	15.23	11.21	9.023	6.522	5.282	3.920	2.572	1.311	0.708
1.67	54.35	34.77	25.56	21.25	15.13	11.11	8.977	6.487	5.257	3.909	2.562	1.310	0.708
1.70	52.87	34.36	25.28	21.05	15.04	11.06	8.936	6.460	5.240	3.897	2.558	1.309	0.707
1.75	46.75	33.11	24.49	20.50	14.67	10.83	8.779	6.387	5.183	3.866	2.541	1.302	0.703
1.80	37.75	29.92	22.84	19.46	14.13	10.51	8.604	6.293	5.123	3.826	2.518	1.293	0.700

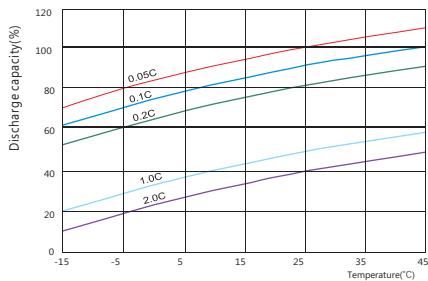
Performance Curve



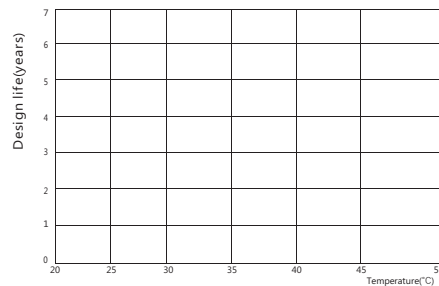
Discharge voltage vs. discharge time



Charge capacity vs. charge time



Discharge capacity vs. temperature



Design life vs. temperature

TAB SPAIN, S.L

C/Lagasca, 26 1º drcha.
28001 Madrid

TLF: 937197918 // 917377555 info@tabspain.com / www.tabspain.com

