

6FM9 (12V9Ah)

LONGWAY® Standard battery is design for a general purpose by KaiYing power.

Absorbent Glass Mat (AGM) technology for superior performance.


Valve regulated , non-spillable construction allows safe operation in any position.

UL recognized under file number MH 46789. Approved for transport by sea or by air.



Specifications: Designed according with the IEC61056-1/2:2012

Nominal Voltage	12Volts (6 Cells per unit)
Nominal Capacity	@25°C
20hr (0.45A)	8.60 Ah @ to 1.75V per cell
3hr (2.25A)	6.75 Ah @ to 1.70V per cell
27min Rate (9.0A)	4.30 Ah @ to 1.60V per cell
Weight	Approx. (2.58 ± 3%) kg(5.69lbs)
Internal Resistance	Approx. 17.5mΩ full charged @25°C
Maximum Discharge Current	125A(4sec)
Operating Temperature Range	Discharge: -20°C~60°C; Charge: 0°C~50°C Storage: -20°C~40°C
Float Charging Voltage	13.50~13.80VDC/unit Average @25°C
Equalization and Cycle Service	14.4V~15.0VDC/unit Average @ 25°C
Maximum Charging Current	2.7A
Terminal	F1/F2
Self Discharge	LONGWAY batteries can be stored for more than 6 months and the Self-discharge ratio less than 3%per month at 25°C. Please charge batteries before using.

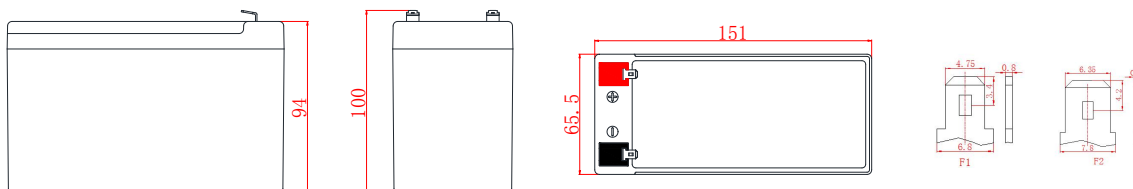


ISO9001:2015
ISO14001:2015
ISO45001:2018
ISO50001:2011

APPLICATION STANDARDS

- GB/T19639.1/2-2014
- IEC 61056-1/2:2012
- JIS C8702-1-2009

Dimensions: L151*W65.5*H94(TH100)mm



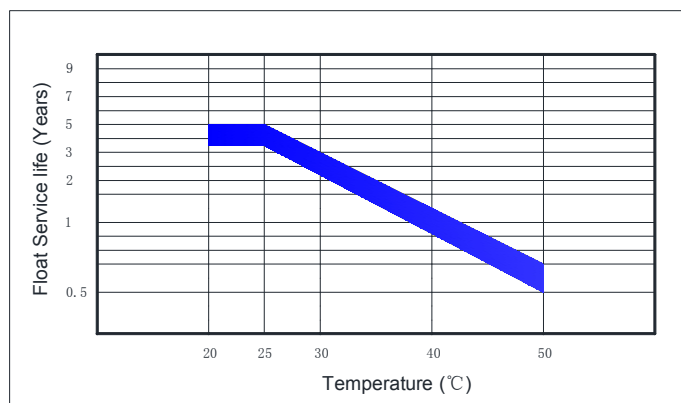
Constant Current Discharge Characteristics (A,25°C)

F.V/TIME	5min	10min	15min	30min	60min	90min	2h	3h	5h	10h	20h
9.60	31.5	21.6	15.3	9.45	5.40	4.14	3.20	2.33	1.55	0.84	0.44
9.90	30.6	21.0	14.8	9.17	5.24	4.06	3.17	2.31	1.54	0.84	0.44
10.20	29.9	20.5	14.7	9.07	5.18	3.97	3.15	2.30	1.53	0.83	0.43
10.50	29.0	19.9	14.1	8.69	4.97	3.89	3.12	2.27	1.51	0.83	0.43
10.80	28.1	19.3	14.0	8.62	4.92	3.81	3.09	2.25	1.50	0.83	0.43

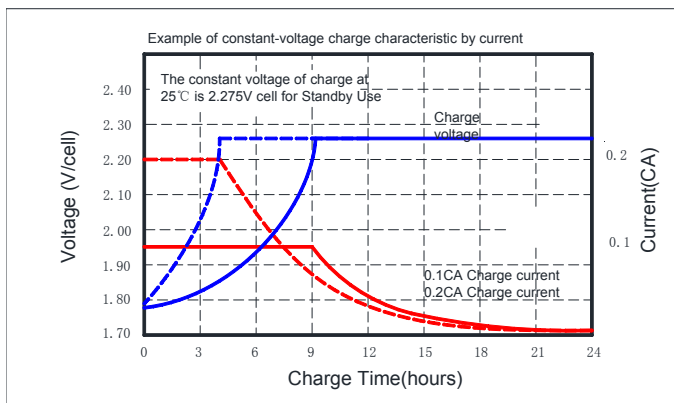
Constant Power Discharge Characteristics (Watt,25°C)

F.V/TIME	5min	10min	15min	30min	60min	90min	2h	3h	5h	10h	20h
9.60	352	244	174	108	62.5	48.4	37.4	27.7	18.5	10.09	5.26
9.90	341	236	169	105	60.7	47.5	37.0	27.4	18.4	10.04	5.24
10.20	334	231	167	104.0	60.0	46.5	36.9	27.3	18.3	10.00	5.22
10.50	323	224	160	99.6	57.5	45.5	36.5	27.0	18.1	9.96	5.19
10.80	314	218	159	98.8	57.0	44.6	36.1	26.7	17.9	9.94	5.18

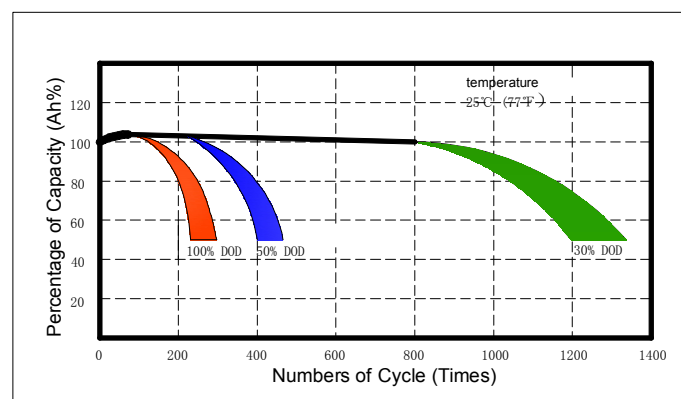
Float Service Life



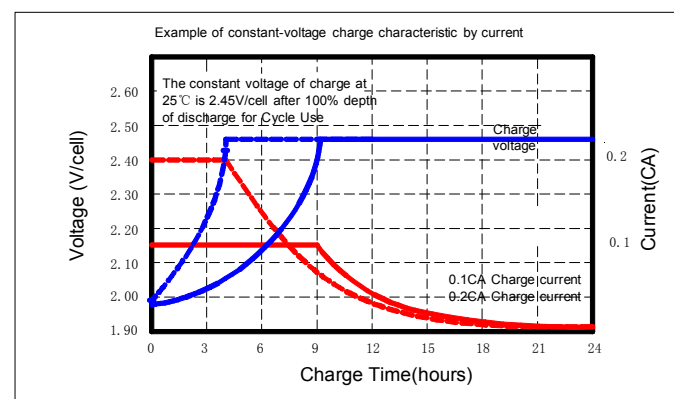
Battery Voltage and Charge time for standby use



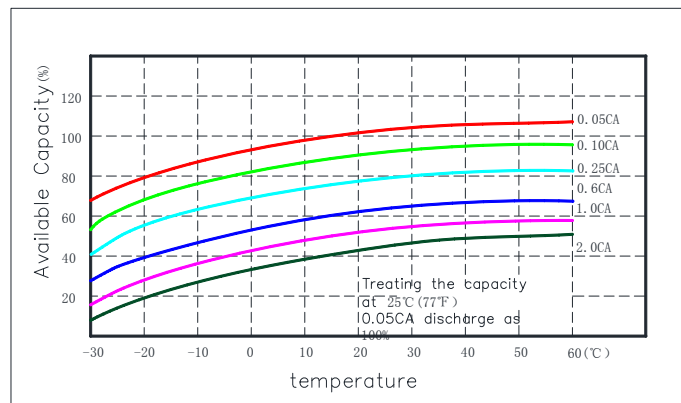
Cycle Service Life



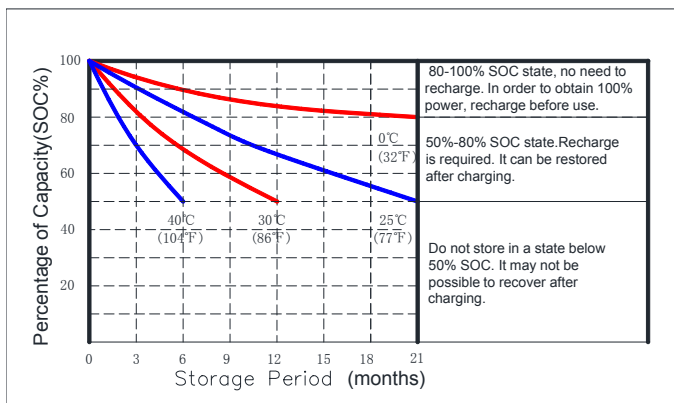
Battery Voltage and Charge time for Cycle use



Effect of Temperature on Capacity



Capacity Retention Characteristic



End Voltage

Discharge Rate	Discharge Current	End Voltage (V/cell)
20h	0.05C ₂₀ A (I ₂₀)	1.75
10h	0.09C ₂₀ A (I ₁₀)	1.75
3h	0.25C ₂₀ A (I ₃)	1.70
1C	1C ₂₀ A (C ₁)	1.60

Kaiying Power Supply & Electrical Equip Co., Ltd

NOTE: This information is generally descriptive only and is not intended to make or imply any representation, guarantee or warranty with respect to any cells and batteries. Cell and battery designs/specifications are subject to modification without notice. Contact Long Way for the latest information.