

GENERAL FEATURES

- Longer cycle life: special paste formula, over dimensioned negative plate, optimized manufacturing process, additives for deep discharge.
- Special separators boost up the battery internal performance.
- Using oxygen recombination technology, maintenance-free and little water losing.
- ABS material: enhanced strength of the battery container. (Flame-retardant ABS is optional).
- Designed to have a lifespan of 12 years for float charging at 25°C



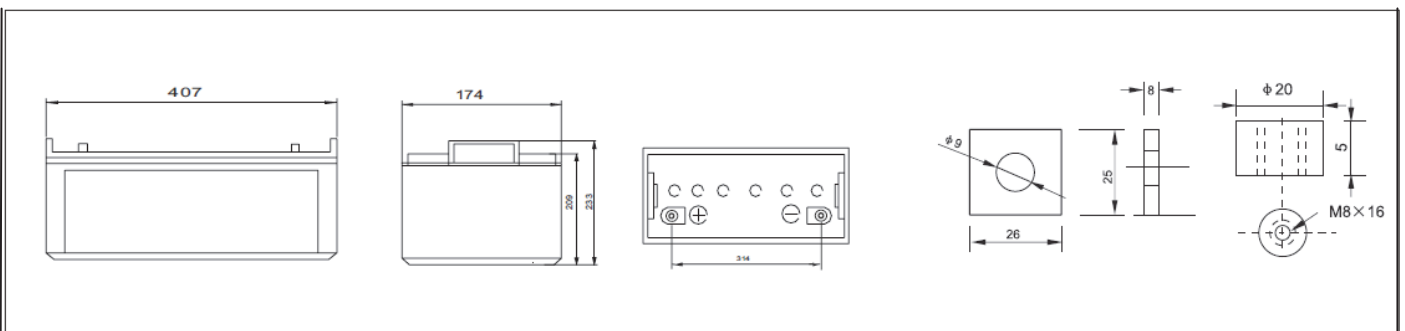
APPLICATIONS

- | | | |
|--|--|---|
| <ul style="list-style-type: none"> ● Electric tools ● Vehicle in place of walking ● Lawn mowers ● Golf trolleys and golf cart ● Power system of special network or local area network | <ul style="list-style-type: none"> ● Electric toys ● Railway and marine systems ● Fire alarms ● Solar and wind power system ● Electric wheelchairs ● Medical equipment | <p>IEC60095
GB/T19638-2005</p> <p>ISO9001/ISO14001/
OHSAS18001/CE</p> |
|--|--|---|

SPECIFICATIONS

Model	Nominal Voltage	12V		
	Rated Capacity (10Hr rate)	120Ah		
Dimensions	Length	Width	Height	Total Height
	407mm (16.02")	174mm (6.85")	209mm (8.23")	233mm (9.17")
Weight	Approx. 37.0kg(81.57lbs) ± 3%			
Capacity @25°C (77°F)	100 Hour (1.5A,10.8V)	10 Hour (12A,10.5V)	5 Hour (20.4A,10.2V)	1 Hour (72A,9.6V)
	150Ah	120Ah	102Ah	72Ah
Internal Resistance	Fully charged at 25°C, approx. 8.0mΩ			
Max. Discharge current	1200A (5 Sec.)			
Capacity Affected by Temp. (20Hr)	40°C (104°F)	25°C (77°F)	0°C (32°F)	-15°C (5°F)
	102%	100%	85%	65%
Self Discharge Rate @25°C (77°F)	After 3 months Storage	After 6 months Storage	After 12 months Storage	
	91%	82%	64%	
Charge Method	Cycle Use		Float Charging	
	14.1-14.4V (Initial current less than 44A) @25°C (77°F)		13.5-13.8V@25°C (77°F)	

DIMENSIONS & TERMINALS

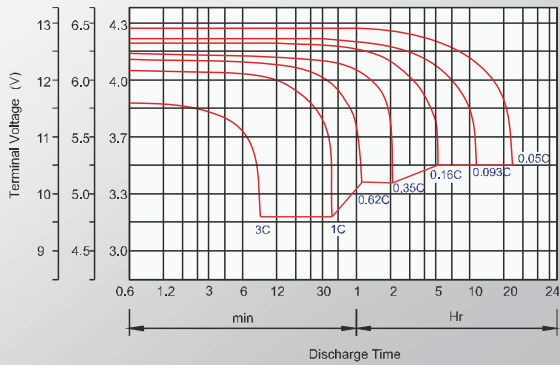


PERFORMANCE CHARACTERISTICS

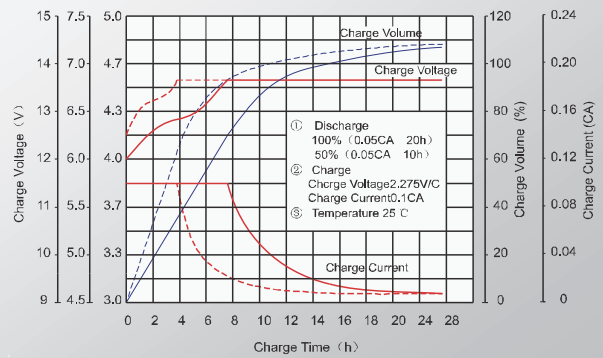
Constant Current(Amp) and Constant Power(Watt) Discharge Table at 25°C(72°F)

		10min	30min	1h	2h	3h	4h	5h	8h	10h	20h	50h	100h
9.60V	A	240.0	132.0	72.0	42.0	31.2	25.2	21.4	13.9	13.2	6.8	2.86	1.57
	W	2544	1406	770	454	340	277	235.0	154.3	146.5	76.6	32.0	17.6
10.20V	A	228.0	130.8	67.7	40.1	30.6	24.6	20.9	13.7	12.4	6.7	2.76	1.54
	W	2508	1445	751	449	346	279	237	155	141	76	31.3	17.4
10.50V	A	204.0	122.4	66.0	39.1	30.0	24.0	20.4	13.5	12.2	6.6	2.72	1.51
	W	2285	1377	746	446	344	276	235	155	141	76	31.3	17.4
10.80V	A	192.0	112.8	63.6	38.2	29.4	23.4	18.2	13.1	12.0	6.6	2.7	1.5
	W	2179	1286	728	441	341	273	212	153	140	76	31.3	17.5
11.10V	A	180.0	100.8	60.0	37.2	28.2	22.8	17.4	12.8	11.7	6.5	2.64	1.48
	W	2070	1164	696	435	331	269	205	151	138	76	31.2	17.4

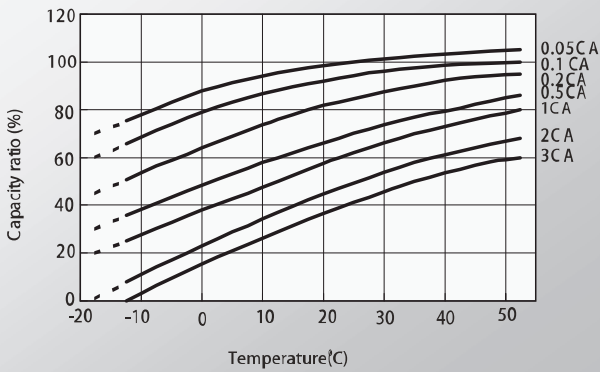
DISCHARGE CHARACTERISTICS



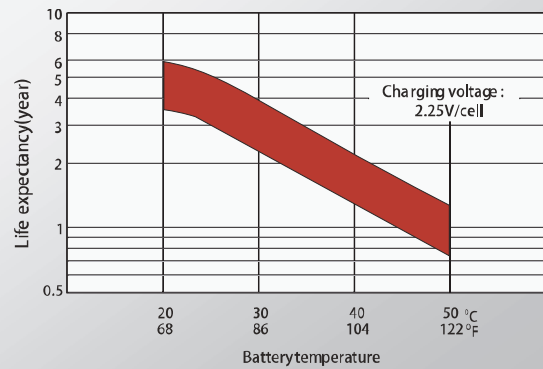
CHARGING CHARACTERISTICS (STANDBY)



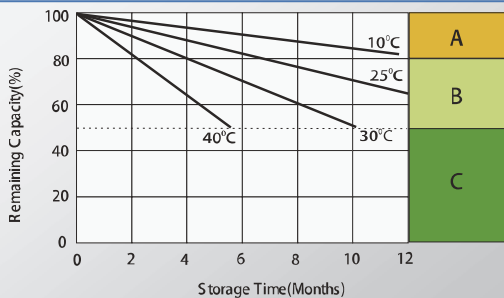
TEMP. EFFECTS IN RELATION TO BATTERY CAPACITY



EFFECT OF TEMP. ON LONG TERM FLOAT DESIGNED LIFE



SELF DISCHARGE CHARACTERISTICS



A. No supplementary charge required. (Carry out supplementary charge before use if 100% capacity is required.)
 B. Supplementary charge required before use. Optional charging way as below:
 1. Charged for above 3 days at limited current 0.25CA and constant voltage 2.25V/cell.
 2. Charged for above 20hours at limited current 0.25CA and constant voltage 2.45V/cell.
 3. Charged for 8-10hours at limited current 0.05CA.
 C. Supplementary charge may often fail to recover the capacity. The battery should never be left standing till this is reached.

CYCLE LIFE IN RELATION TO THE DEPTH OF DISCHARGE

