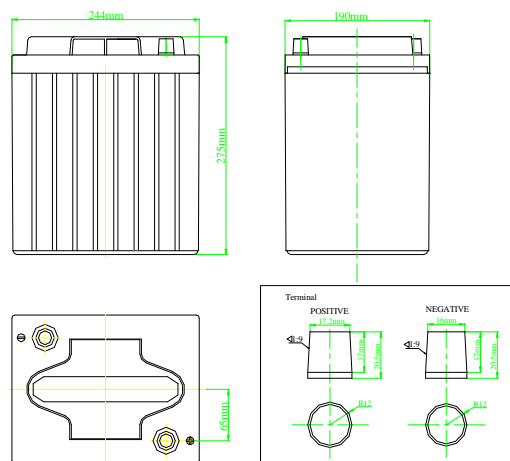


## □DC245-6



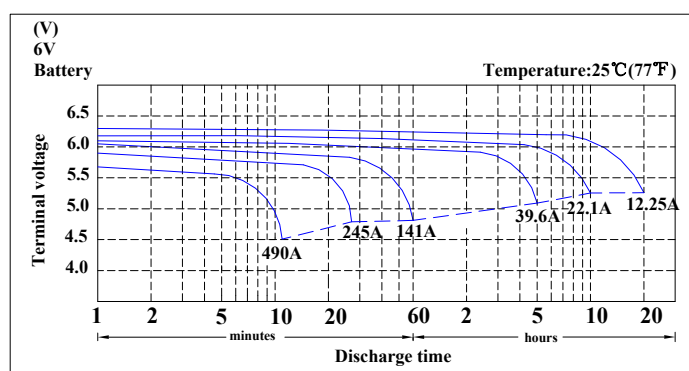
### Specifications

Nominal Voltage		6V
Rated Capacity (20 hour rate)		245AH
Dimension	Total Height (with terminals)	275mm(10.83inches)
	Height	275mm(10.83inches)
	Length	244mm(9.61inches)
	Width	190mm(7.48inches)
Weight		Approx.32.3kg (71.21lbs)

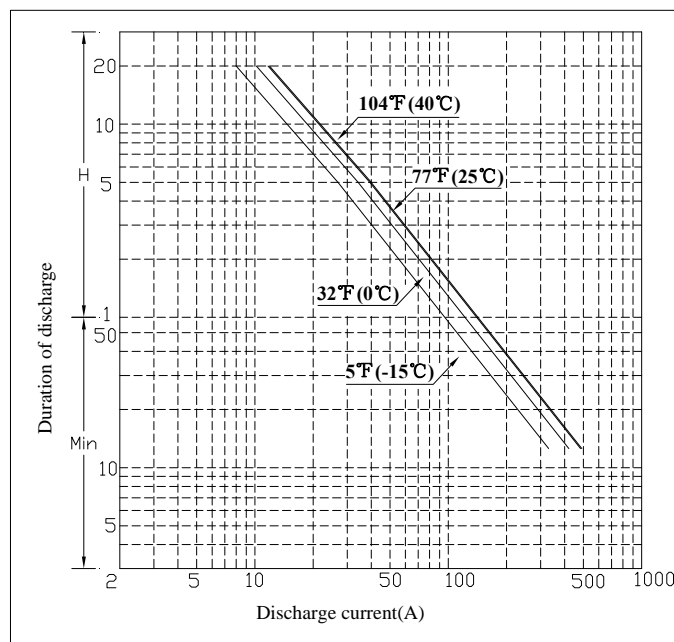
### Characteristics

Capacity 77°F (25°C)		20 hour rate (12.25A to 5.25Volts)	245AH	
		10 hour rate (22.1A to 5.25Volts)	221AH	
		5 hour rate (39.6A to 5.10Volts)	198AH	
Internal Resistance		Full charged 77°F (25°C)	1.4mΩ	
Capacity affected by Temperature (20 hour rate)		104°F (40°C)	102%	
		77°F (25°C)	100%	
		32°F (0°C)	85%	
		5°F (-15°C)	65%	
Self-Discharge 77°F (25°C)		Capacity after 3 month storage	91%	
		Capacity after 6 month storage	82%	
		Capacity after 12 month storage	64%	
Standard Terminal		AP		
Max. Discharge Current 77°F (25°C)		2000A (5s)		
Reserve Capacity (Minutes to 5.25V at 80°F (27°C))			@ 25Amps	457Min
			@ 75Amps	120Min
Charging (Constant Voltage)	Cycle	Initial Charging Current 45A Or Small 7.25V~7.45V/77°F (25°C)		
	Float	6.8V~6.9V/77°F (25°C)		

### Discharge characteristics 77°F (25°C)



### Duration of discharge vs. Discharge current



### Constant Current Discharge Rating Amperes @ 77 °F (25°C)

Cut off voltage V/cell	30M	45M	1H	2H	3H	5H	8H	10H	12H	20H	24H
1.75V	217.8	163.3	137.1	74.9	55.4	38.9	26.7	22.1	18.8	12.3	10.3