

# FG11202

# FIAMM

FIAMM Sealed Power

## FG series

FG11202 is a general purpose application battery. Within the FG range Fiamm offer 6V and 12V monoblocs at various amp hour capacities enable the right battery selection for each requirement. FIAMM Sealed Power is a Manufacturer of VRLA batteries; and is supported by a dedicated sales network with market knowledge and experience of small sealed lead acid battery applications.

**6 Volt  
12 Ah**

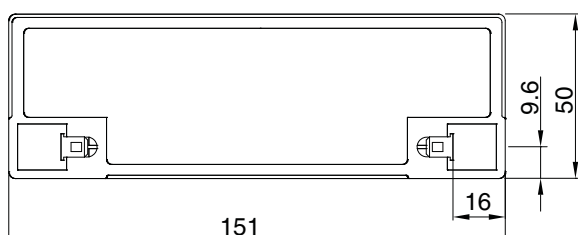
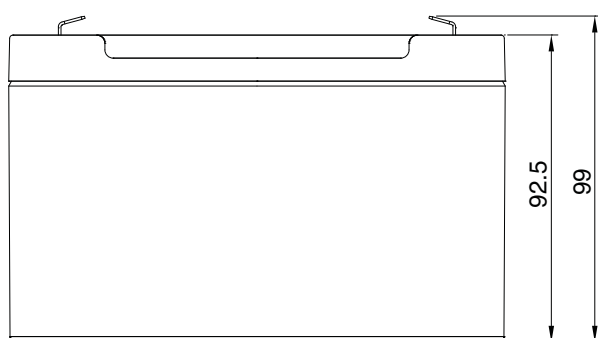


### Features

Nominal Voltage	6 Volt
Nominal Capacity	12 Ah at 20 hours rate to 1.75 Vpc at 25 °C
Float charging voltage	6.75 - 6.90 V/bloc at 25 °C
Boost charge voltage	7.20 - 7.50 V/bloc at 25 °C
Float voltage compensation	-18mV/°C
Maximum charging current	3 A
Case	ABS with HB flammability rate (according UL94)
Internal resistance	15 mΩ in full charged condition
Weight	1.90 kg
Dimensions	L x W x H (TH): 151 x 50 x 94 (99)
Operative temperature range	-20 °C to 50 °C

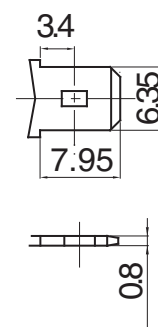
### Storage

As batteries lose part of their capacity, during storage, due to self discharge. Fiamm Sealed Power recommends FG range of batteries can be stored for 6 months at an ambient temperature of 20 and 25 °C (see attached graph on reverse). Longer storage requires a recharge. This should be carried out in line with Fiamm Sealed Power recommended method; 2.4 V/cell for no longer than 24 hours at 20 °C



The dimensions have a tolerance of :  $\pm 1.6\%$

### Faston 6.3 mm

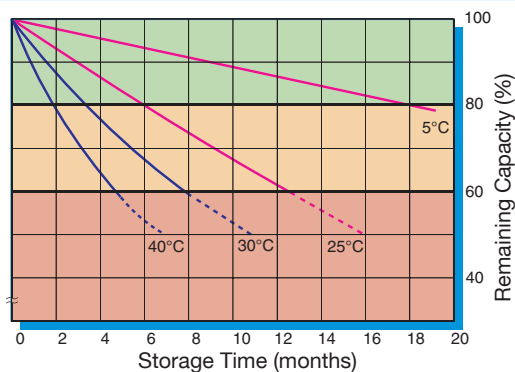


## Capacity loss during storage at various temperatures

The battery can be used without refreshing charge

Refreshing charge at 2.4 Vpc for 24 hours (at 20-25°C) must be applied as soon as possible.

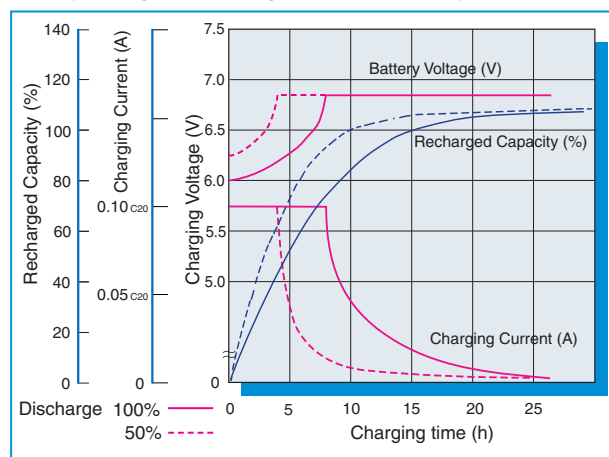
Refreshing charge of 2.4 Vpc may be insufficient to recover the battery capacity. It is important to avoid this area



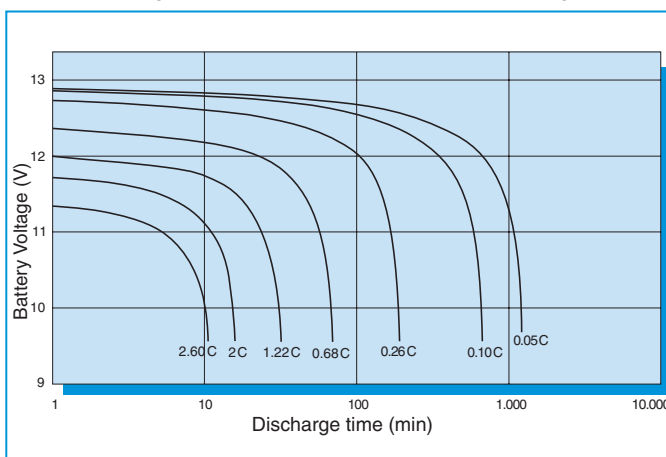
VdS N.:G192001



## Battery Voltage and Charge Time for Standby Use (at 25°C)



## Discharge curves at different current / final voltage (at 25°C)



## Constant Current discharge table (Amperes) at 25 °C

end voltage	5 min	10 min	15 min	20 min	30 min	45 min	1 h	2 h	3 h	5 h	10 h	20 h
4.80	39.1	27.6	21.1	17.0	12.6	9.34	7.48	4.28	3.16	2.03	1.13	0.62
4.95	38.0	26.9	20.7	16.7	12.5	9.21	7.42	4.23	3.14	2.02	1.12	0.62
5.01	37.0	26.3	20.4	16.5	12.3	9.10	7.32	4.20	3.12	2.01	1.12	0.62
5.10	35.6	25.7	20.1	16.4	12.1	8.99	7.22	4.14	3.08	1.99	1.11	0.61
5.25	33.9	24.4	19.1	15.7	11.8	8.77	7.03	4.05	3.03	1.96	1.09	0.60
5.40	31.4	22.9	17.8	14.7	11.1	8.36	6.77	3.93	2.86	1.86	1.06	0.59

## Constant Power discharge table (Watts per bloc) at 25 °C

end voltage	5 min	10 min	15 min	20 min	30 min	45 min	1 h	2 h	3 h	5 h	10 h	20 h
4.80	195	142	110	90.7	69.0	52.0	42.1	24.4	18.2	11.7	6.54	3.62
4.95	191	139	109	89.4	68.3	51.4	41.9	24.2	18.1	11.7	6.54	3.62
5.01	186	136	108	88.7	67.5	50.8	41.3	24.1	18.0	11.7	6.52	3.61
5.10	179	133	106	88.0	66.7	50.3	40.8	23.7	17.8	11.6	6.50	3.60
5.25	171	127	101	84.6	64.9	49.2	39.9	23.4	17.6	11.5	6.44	3.58
5.40	160	120	95.1	80.2	61.9	47.2	38.5	22.8	16.7	10.9	6.25	3.51