

HG12-50 EV(12V50Ah)

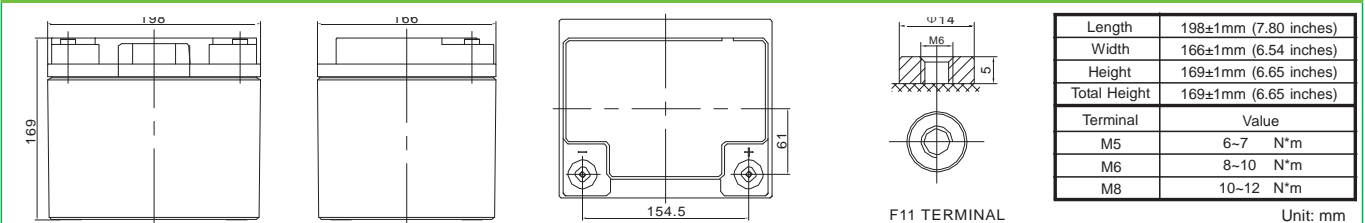
Specification

Cells Per Unit	6
Voltage Per Unit	12
Capacity	45Ah@10hr-rate to 1.80V per cell @25°C
Weight	Approx. 14.6 Kg (Tolerance ±3%)
Internal Resistance	Approx. 7 mΩ
Terminal	F11(M6)/F4(M5)
Max. Discharge Current	450A (5 sec)
Cold Cranking Ampere(CCA)	315A
Maximum Charging Current	13.5 A
Reference Capacity	C3 34.8AH
	C5 38.3AH
	C10 45.0AH
	C20 48.2AH
Float Charging Voltage	13.6 V~13.8 V @ 25°C Temperature Compensation: -3mV/°C/Cell
Cycle Use Voltage	14.6 V~14.8 V @ 25°C Temperature Compensation: -4mV/°C/Cell
Operating Temperature Range	Discharge: -20°C~60°C
	Charge: 0°C~50°C
	Storage: -20°C~60°C
Normal Operating Temperature Range	25°C ±5°C
Self Discharge	Valve Regulated Lead Acid (VRLA) batteries can be stored for up to 6 months at 25°C and then recharging is recommended. Monthly Self-discharge ratio is less than 3% at 25°C. Please charged batteries before using.
Container Material	A.B.S. UL94-HB, UL94-V0 Optional.

HG – EV series is specially designed for frequent discharge deep cycle application. By using the specially designed active material, strong grids and thick plate construction, the EV series battery offers reliable performance in high load situations and could provide competitive cycle performance. Suitable for Electric Vehicle and Golf cart; Industrial equipment, Floor Machines, Forklifts, Aerial lifts, and Robotics; Marine, RV, and no-idle solutions; Mobility and Medical Equipment; and most outdoor application.



Dimensions



Constant Current Discharge Characteristics : A(25°C)

F.V/Time	10MN	15MN	30MN	1HR	2HR	3HR	4HR	5HR	8HR	10HR	20HR
1.60V	118.4	88.20	50.70	29.30	17.33	12.37	9.67	8.07	5.70	4.83	2.50
1.65V	114.5	85.55	49.64	28.74	17.04	12.18	9.54	7.97	5.64	4.78	2.48
1.70V	109.3	82.09	48.23	28.01	16.65	11.93	9.36	7.84	5.55	4.72	2.45
1.75V	102.4	77.44	46.32	27.01	16.11	11.58	9.12	7.65	5.44	4.63	2.41
1.80V	93.21	71.16	43.69	25.63	15.37	11.10	8.78	7.40	5.27	4.50	2.35
1.85V	80.63	62.52	39.97	23.67	14.31	10.41	8.29	7.03	5.03	4.32	2.26

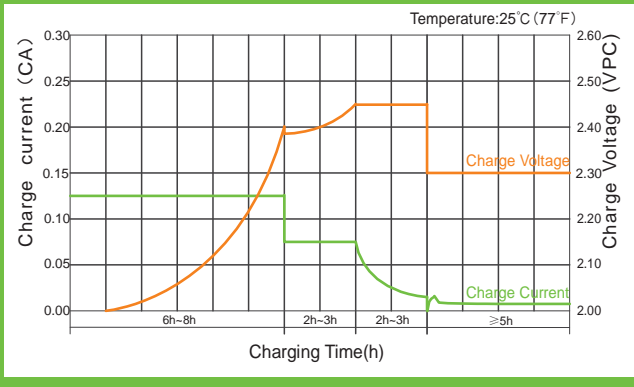
Constant Power Discharge Characteristics : WPC(25°C)

F.V/Time	10MN	15MN	30MN	1HR	2HR	3HR	4HR	5HR	8HR	10HR	20HR
1.60V	201	154	92.1	54.8	32.9	23.6	18.6	15.6	11.1	9.49	4.93
1.65V	200	153	91.5	54.3	32.5	23.4	18.4	15.4	11.0	9.42	4.89
1.70V	193	148	89.4	53.1	31.9	23.0	18.1	15.2	10.9	9.30	4.84
1.75V	184	141	86.7	51.5	31.0	22.4	17.7	14.9	10.7	9.13	4.76
1.80V	170	132	82.7	49.1	29.7	21.6	17.1	14.5	10.4	8.89	4.65
1.85V	150	117	76.4	45.6	27.8	20.3	16.2	13.8	9.94	8.55	4.49

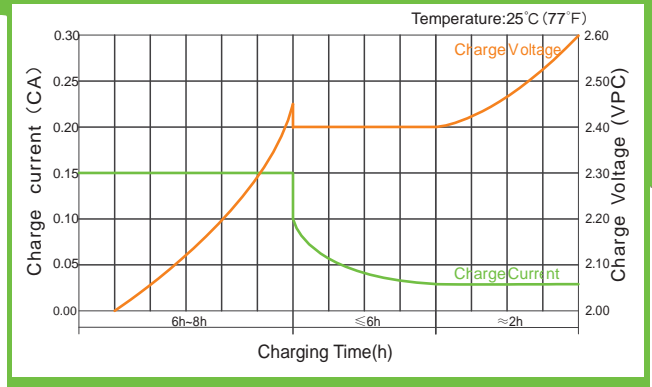
(Note) The above characteristics data are average values obtained within three charge/discharge cycle not the minimum values.

HG12-50 EV (12V50Ah)

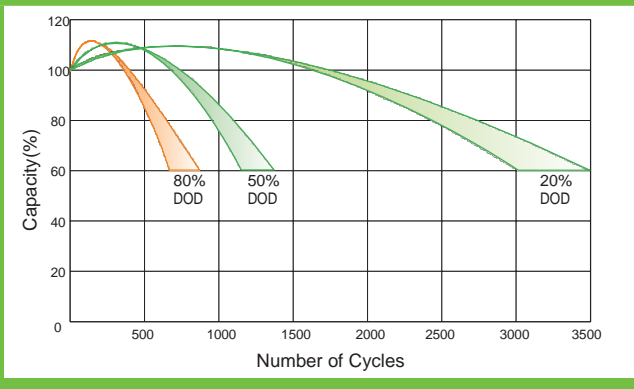
Charge Characteristic Curve for Cycle Use(IUUU)



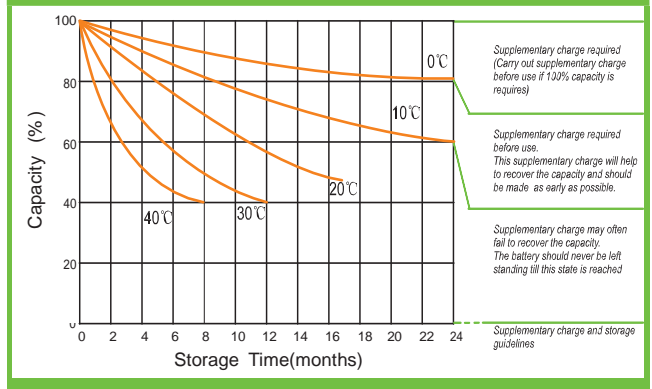
Charge Characteristic Curve For Cycle Use(IUI)



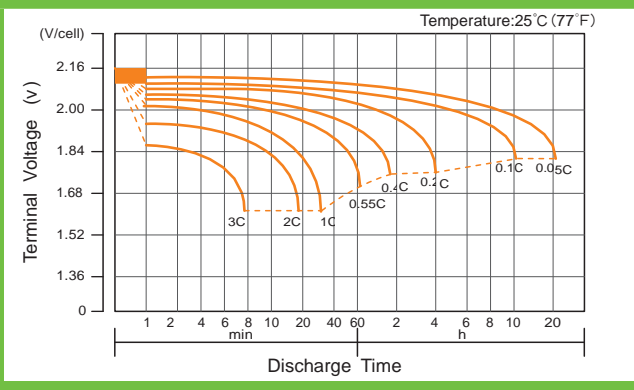
Cycle Life in Relation to Depth of Discharge



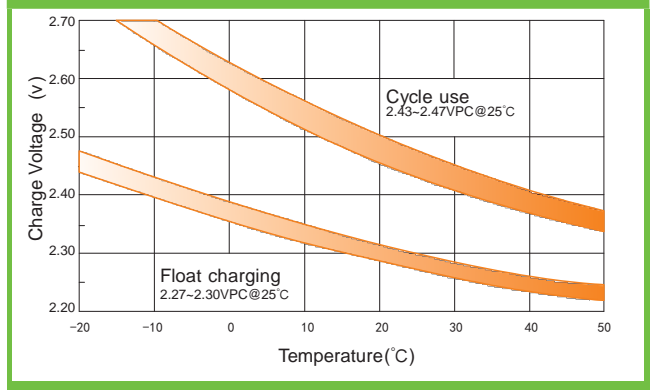
Storage Characteristics



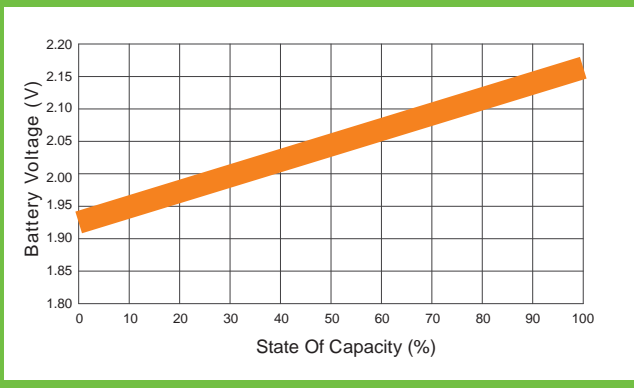
Discharge Characteristics Curve



Relationship Between Charging Voltage and Temperature



Relationship of OCV And State of Charge(20°C)



Temperature Effects on Capacity

