Reguero® Baterías

KB12180 12V 17Ah

Kaise®

The KB Standard series consists in VRLA batteries - AGM technology (Absorbent Glass Mat), with a design life of 3-5 years and it is designed for general applications such as UPS, telecommunications and electrical applications.

Performance Characteristics

Nominal Voltage	12V	
Dimensions	Length (mm / inch)	181 / 7.13
	Width (mm / inch)	77 / 3.03
	Height (mm / inch)	167 / 6.57
	Total Height (mm / inch)	167 / 6.57
Approx Weight	(Kg / lbs)	5.3 / 11.7
Design Life	5 years	
Terminal	M5	
Container Material	ABS	
Rated Capacity	17.0Ah / 0.85A	(20hr, 10.5V / cell, 25°C / 77°F)
	16.8Ah / 1.68A	(10hr, 10.5V / cell, 25°C / 77°F)
	15.45Ah / 3.09A	(5hr, 10.5V / cell, 25°C / 77°F)
	11.8h / 11.8A	(1hr, 9.6V / cell, 25°C / 77°F)
Max. Discharge Current	255A (5s)	
Internal Resistance	Approx 16.5mΩ	
Operating Temp. Range	Discharge : -20 – 60°C (-4 – 140°F)	
	Charge : -10 – 60°C (14 – 140°F)	
	Storage : -20 – 60°C (-4 – 140°F)	
Nominal Operating Temp. Range	25 ± 3°C (77 ± 5°F)	
Cycle Use	Initial Charging Current less than 6.8A	
	Voltage: 14.5V – 14.9V at 25°C (77°F)	
	Temp. Coefficient: -20mV/°C	
Standby Use	No limit on Initial Charging Current	
	Voltage: 13.6V – 13.8V at 25°C (77°F)	
	Temp. Coefficient: -20mV/°C	
Capacity affected by Temperature	40°C (104°F)	103%
	25°C (77°F)	100%
	0°C (32°F)	86%
Self Discharge	Fully charged Kaise Standard Series batteries may be stored for up to 6 months at 25°C (77°F) and then a freshening charge is required. For higher temperatures the time interval will be shorter.	

Discharge Constant Current (Amperes) at 77°F (25°C)

Volts/cell	5min	10min	15min	30min	1h	3h	5h	10h	20h
1.80V	55.3	39.4	30.9	17.9	10.9	4.27	2.84	1.46	0.84
1.75V	58	40.7	31.8	18.4	11.2	4.35	2.90	1.48	0.86
1.70V	60.6	41.9	32.6	18.9	11.4	4.42	2.97	1.72	0.87
1.65V	62.8	43	33.3	19.4	11.6	4.5	3.03	1.75	0.88
1.60V	64.9	44.1	34	19.8	11.8	4.57	3.09	1.78	0.89

Dimensions and Terminal (Unit: mm (inches))

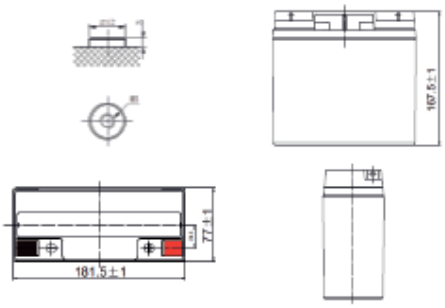

Applications

Alarm systems
Cable television
Communications Equipment
Control Equipment
Computers
Electronic Cash Registers
Electric Test Equipment
Emergency lighting systems
Fire & Security
Geophysical equipment
Marine equipment
Medical equipment
Micro processor based office machines
Portable cine & Video lights
Solar powered systems
Telecommunications systems
Television & Video recorders
Toys
Uninterruptible power supply systems
Vending machines

Certifications

ISO 9001:2008 ISO 14001:2008 CE UL Intertek

Discharge Current vs. Discharge Voltage

Final discharge voltage V/CELL	1.8	1.75	1.7	1.6
Discharge current (A)	I ≤ 0.1CA	0.25CA ≥ I > 0.1CA	0.55CA ≥ I > 0.25CA	I > 0.55CA

Discharge Constant Power (Watts per cell) at 77°F (25°C)

Volts/cell	5min	10min	15min	30min	45min	1h	2h	3h	5h
1.80V	94.0	72.8	56.5	33.1	26.0	21.5	12.5	8.74	5.88
1.75V	98.0	74.3	57.8	33.7	26.4	21.7	12.7	8.83	5.95
1.70V	103	75.8	59.0	34.3	26.8	22.0	12.8	8.92	6.01
1.65V	107	77.2	60.2	34.8	27.1	22.2	12.9	9.01	6.07
1.60V	111	78.6	61.3	35.3	27.4	22.4	13.0	9.09	6.13

(Note) The above characteristics data are average values obtained within three charge/discharge cycles not the mimimum values.

KB12180 12V 18Ah

Kaise®

Charging Characteristics (float use)

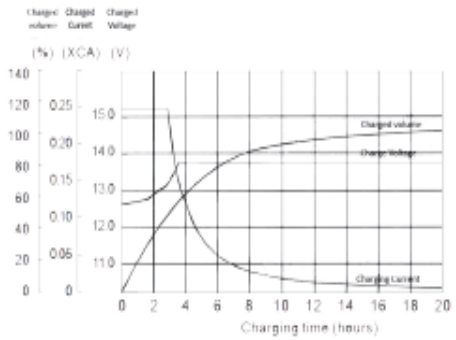

Cycle Life in Relation to Depth of Discharge

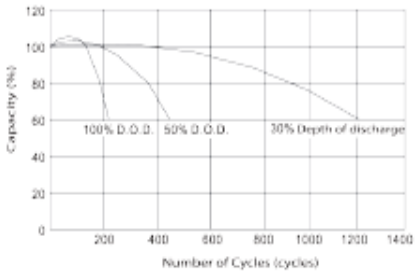

Temperature Effects in Relation to Battery Capacity

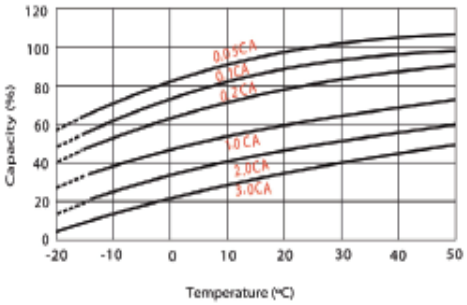

Effect of Temperature on Long Term Float Life

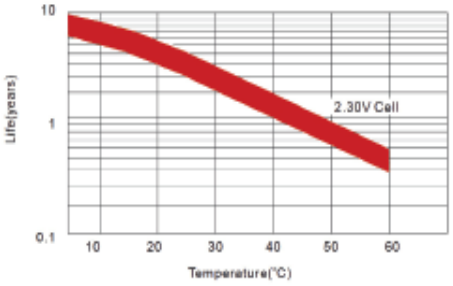

Self Discharge Characteristics

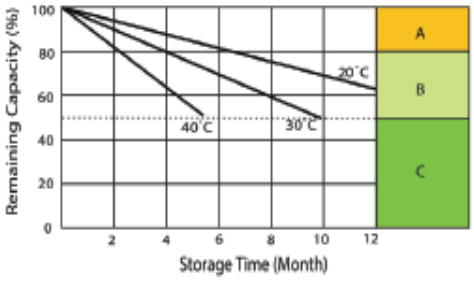

A No supplementary charge required
(carry out supplementary charge before use if 100% capacity is required)

B Supplementary charge required before use . Optional charging way a below
1. Charged for above 3 days at limited current 0.25 CA and constant voltage 2.25V / cell.
2. Charged for above 20 hours limited current 0.25CA and constant voltage 2.45V / cell.
3. Charged for 8-10 hours or limited current 0.05 CA.

C Supplementary charge often fail to recover the capacity.
The battery should never be left standing till this is reached.

IMPORTANT NOTE: The specifications presented herein are subject to revision without notice.

2018V1.W