

KB6200EV 6V 200Ah

The Electric Vehicle batteries were developed based on a specialized grid as well as active material. These batteries have anchored plates and a high impact reinforced polypropylene case which can withstand the most extreme environments and vibrations. The KB EV series is constituted of batteries of several different sizes so that they may be used for many different applications. The KB EV series uses dry cell technology that allows for a superior performance and an unparalleled quality and reliability. Through the use of the dry cell technology this series was designed for sensitive environments that require improved life cycles for commercial, industrial, residential and private applications. Without any need for maintenance and with an



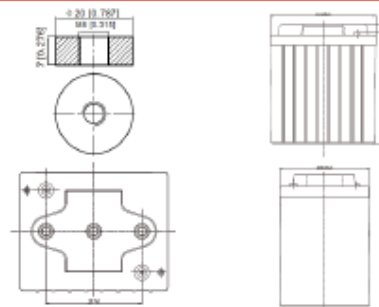
Performance Characteristics

Nominal Voltage	6V	
Dimensions	Length (mm / inch)	244 / 9.6
	Width (mm / inch)	188 / 7.4
	Height (mm / inch)	275 / 10.8
	Total Height (mm / inch)	275 / 10.8
Approx. Weight	30.0 / 66.1	
Design Life	8 years	
Terminal	MB	
Container Material	ABS	
Rated Capacity	220 Ah / 2.20 A	(100hr, 1.75V / cell, 20°C / 77°F)
	190 Ah / 19.0 A	(10hr, 1.75V / cell, 20°C / 77°F)
	121 Ah / 121 A	(1hr, 1.65V / cell, 20°C / 77°F)
	63.33 Ah / 380 A	(10min, 1.65V / cell, 20°C / 77°F)
Internal Resistance	Approx 1.5mΩ	
Operating Temp. Range	Discharge: -20 – 60°C (-4 – 140°F)	
	Charge: -10 – 60°C (14 – 140°F)	
	Storage: -20 – 60°C (-4 – 140°F)	
Nominal Operating Temp. Range	25 ± 3°C (77 ± 5°F)	
Cycle Use	Initial Charging Current less than 40A Voltage: 7.20V – 7.35V at 20°C (68°F) Temp. Coefficient: -15mV/°C	
Standby Use	Initial Charging Current less than 405A Voltage: 6.80V – 6.90V at 20°C (68°F) Temp. Coefficient: -10mV/°C	
Capacity affected by temperature	40°C (104°F)	103%
	25°C (77°F)	100%
	0°C (32°F)	86%
Self Discharge	Fully charged Kaise Electric Vehicle batteries may be stored for up to 6 months at 25°C (77°F) and then a freshening charge is required. For higher temperatures the time interval will be shorter.	

Constant Current Discharge (Amperes) at 77°F (20°C)

Volts/cell	10min	15min	30min	45min	1h	5h	10h	100h
1.60V	300	290	181	137	110	34.2	18.0	2.19
1.70V	305	305	184	142	119	34.8	19.0	2.20
1.75V	307	310	186	145	120	35.3	19.2	2.22
1.80V	300	317	187	147	121	36.0	19.3	2.24
1.85V	304	321	191	149	122	36.5	19.4	2.25

Dimensions and Terminal (Unit: mm (inches))



Certifications

ISO 9001:2008 ISO 14001:2008



Discharge Current vs. Discharge Voltage

Final discharge voltage/WCELL	1.8	1.75	1.7	1.6
Discharge current (A)	I ≤ 0.1CA	0.25CA ≥ I > 0.1CA	0.55CA ≥ I > 0.25CA	I > 0.55CA

Constant Power Discharge (Watts per cell) at 77°F (20°C)

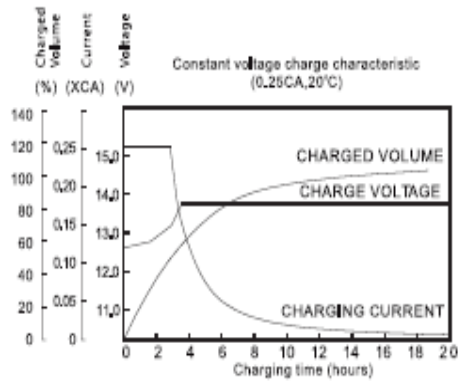
Volts/cell	10min	15min	30min	45min	1h	5h	10h	20h
1.80V	400	525	326	256	223	65.8	34.2	18.0
1.70V	470	544	334	269	229	66.6	34.6	18.2
1.75V	728	571	341	240	231	67.3	34.9	18.4
1.60V	780	590	348	244	233	67.8	35.1	18.6
1.65V	794	604	357	247	235	68.1	35.3	18.7

[Note] The above characteristics data are average values obtained within three charge/discharge cycles not the minimum values.

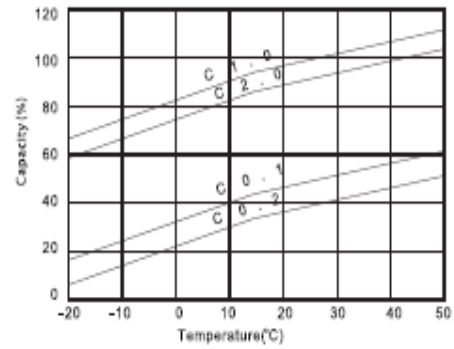
KB6200EV 6V 200Ah



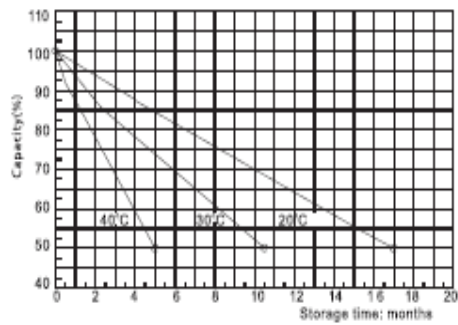
Charging Characteristic (cycle use)



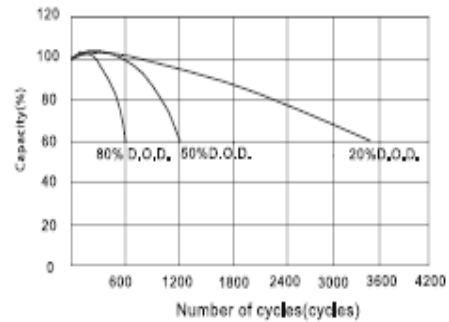
Temperature Effects in Relation to Battery Capacity



Self Discharge Characteristics



Cycle Service Life



IMPORTANT NOTE: The specifications presented herein are subject to revision without notice.