

KB632 6V 3.2Ah

The KB Standard series consists in VRLA batteries - AGM technology (Absorbent Glass Mat), with a design life of 3-5 years and it is designed for general applications such as UPS, telecommunications and electrical applications.



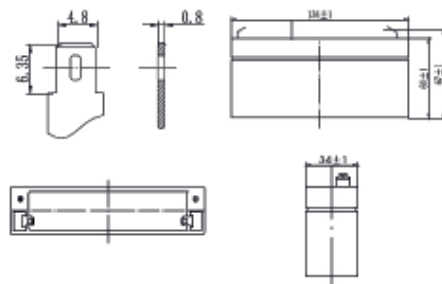
Performance Characteristics

Nominal Voltage	6V	
Dimensions	Length (mm / inch)	134 / 5.28
	Width (mm / inch)	34 / 1.34
	Height (mm / inch)	61 / 2.40
	Total Height (mm / inch)	67 / 2.64
Approx Weight	1.65 / 1.43	
Design Life	5 years	
Terminal	F1	
Container Material	ABS	
Rated Capacity	3.2Ah / 0.16A	(20hr, 5.25V / cell, 25°C / 77°F)
	3.1Ah / 0.31A	(10hr, 5.25V / cell, 25°C / 77°F)
	2.85Ah / 0.57A	(5hr, 5.25V / cell, 25°C / 77°F)
	2.10Ah / 2.10A	(1hr, 4.80V / cell, 25°C / 77°F)
Max. Discharge Current	48A (5s)	
Internal Resistance	Approx 30mΩ	
Operating Temp. Range	Discharge: -20 - 60°C (-4 - 140°F)	
	Charge: -10 - 60°C (14 - 140°F)	
	Storage: -20 - 60°C (-4 - 140°F)	
Nominal Operating Temp. Range	25 ± 3°C (77 ± 5°F)	
Cycle Use	Initial Charging Current less than 0.64A	
	Voltage: 7.2V - 7.35V at 25°C (77°F)	
	Temp. Coefficient: -15mV/°C	
Standby Use	Initial Charging Current less than 0.64A	
	Voltage: 6.75V - 6.9V at 25°C (77°F)	
	Temp. Coefficient: -10mV/°C	
Capacity affected by Temperature	40°C (104°F)	103%
	25°C (77°F)	100%
	0°C (32°F)	86%
Self Discharge	Fully charged Kaise Standard Series batteries may be stored for up to 6 months at 25°C (77°F) and then a freshening charge is required. For higher temperatures the time interval will be shorter.	

Discharge Constant Current (Amperes) at 77°F (25°C)

Volts/cell	5min	10min	15min	30min	1h	3h	5h	10h	20h
1.80V	10.2	7.05	4.97	3.05	1.77	0.76	0.55	0.30	0.16
1.75V	10.9	7.50	5.26	3.23	1.86	0.80	0.57	0.31	0.16
1.70V	11.6	7.94	5.55	3.40	1.94	0.83	0.59	0.32	0.16
1.65V	12.3	8.38	5.83	3.55	2.02	0.86	0.60	0.32	0.16
1.60V	13.0	8.80	6.10	3.70	2.10	0.89	0.62	0.33	0.17

Dimensions and Terminal (Unit: mm (inches))



Applications

Alarm systems	Marine equipment
Cable television	Medical equipment
Communications Equipment	Micro processor based office machines
Control Equipment	Portable cine & Video lights
Computers	Solar powered systems
Electronic Cash Registers	Telecommunications systems
Electric Test Equipment	Television & Video recorders
Emergency lighting systems	Toys
Fire & Security	Uninterruptible power supply systems
Geophysical equipment	Vending machines

Certifications

ISO 9001:2008 ISO 14001:2008



Discharge Current vs. Discharge Voltage

Final discharge voltage V _{CELL}	1.8	1.75	1.7	1.6
Discharge current (A)	I ≤ 0.10A	0.25CA ≥ I > 0.10A	0.55CA ≥ I > 0.25CA	I > 0.55CA

Discharge Constant Power (Watts per cell) at 77°F (25°C)

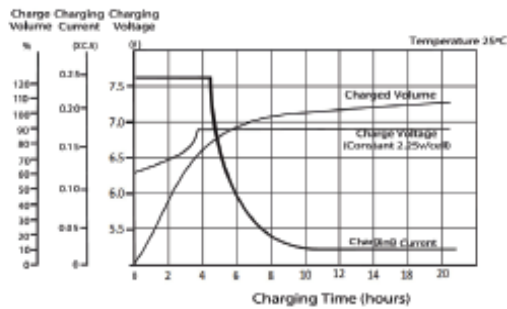
Volts/cell	5min	10min	15min	30min	45min	1h	2h	3h	5h
1.80V	17.4	11.8	9.24	5.69	4.31	3.37	2.08	1.61	1.14
1.75V	18.7	12.7	9.89	6.07	4.57	3.56	2.18	1.67	1.17
1.70V	20.2	13.6	10.60	6.44	4.83	3.75	2.27	1.72	1.19
1.65V	21.6	14.4	11.20	6.81	5.09	3.93	2.36	1.77	1.22
1.60V	23.0	15.3	11.80	7.17	5.33	4.10	2.42	1.81	1.24

[Note] The above characteristics data are average values obtained within three charge/discharge cycles not the minimum values.

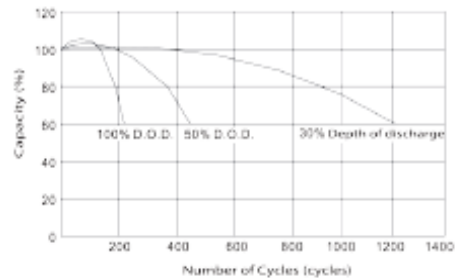
KB632 6V 3.2Ah



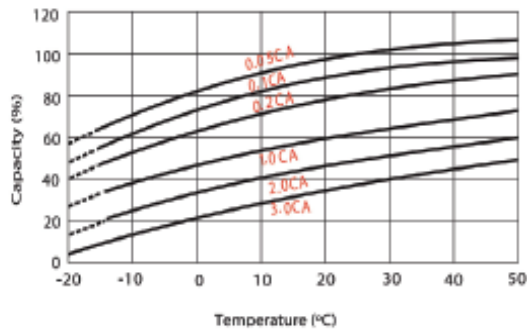
Charging Characteristics (float use)



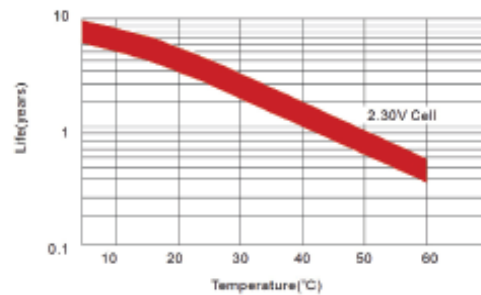
Cycle Life in Relation to Depth of Discharge



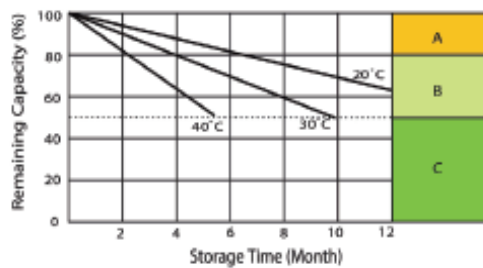
Temperature Effects in Relation to Battery Capacity



Effect of Temperature on Long Term Float Life



Self Discharge Characteristics



- A** No supplementary charge required
(carry out supplementary charge before use if 100% capacity is required)
- B** Supplementary charge required before use. Optional charging way as below:
1. Charged for above 3 days at limited current 0.25CA and constant voltage 2.25V / cell.
2. Charged to above 28 hours limited current 0.25CA and constant voltage 2.45V / cell.
3. Charged for 6-10 hours at limited current 0.05 CA.
- C** Supplementary charge often be to recover the capacity.
The battery should never be left standing till this is reached.

IMPORTANT NOTE: The specifications presented herein are subject to revision without notice.

