

## KBC12750 12V 75Ah

The Kaise cyclic batteries were developed for deep discharges with very heavy non-porous battery plates to withstand major discharging and charging cycles (deep cycle). These batteries use different chemistry combinations for the plates with active paste material and a slightly stronger than normal electrolyte, which allows for a much longer life in deep cycle applications.



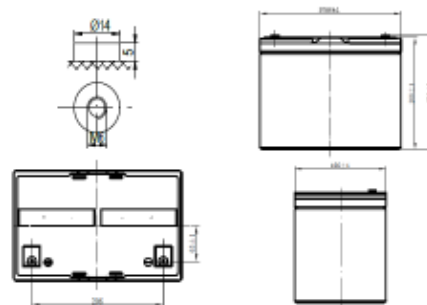
### Performance Characteristics

Nominal Voltage	12V	
Dimensions	Length (mm / inch)	258 / 10.16
	Width (mm / inch)	166 / 6.54
	Height (mm / inch)	206 / 8.11
	Total Height (mm / inch)	215 / 8.46
Approx Weight	24.0 / 52.9	
Design Life	10 years	
Terminal	M6	
Container Material	ABS	
Rated Capacity	74.8Ah / 7.48A	(10hr, 1.70V / cell, 25°C / 77°F)
	46.2Ah / 4.62A	(1hr, 1.70V / cell, 25°C / 77°F)
	25.3Ah / 15.2A	(10min, 1.70V / cell, 25°C / 77°F)
Max. Discharge Current	700A (5s)	
Internal Resistance	Approx 5.7mΩ	
Operating Temp. Range	Discharge : -15 - 55°C (5 - 131°F)	
	Charge : 0 - 40°C (32 - 104°F)	
	Storage : -15 - 40°C (5 - 104°F)	
Nominal Operating Temp. Range	25 ± 3°C (77 ± 5°F)	
Cycle Use	Initial Charging Current less than 15A	
	Voltage: 2.30VPC - 2.35VPC at 25°C (77°F)	
	Temp. Coefficient: -30mV/°C	
Standby Use	Initial Charging Current less than 15A	
	Voltage: 2.25VPC - 2.30VPC at 25°C (77°F)	
	Temp. Coefficient: -20mV/°C	
Capacity affected by Temperature	40°C (104°F)	103%
	25°C (77°F)	100%
	0°C (32°F)	86%
Self Discharge	Fully charged Kaise Deep Cycle Series batteries may be stored for up to 6 months at 25°C (77°F) and then a freshening charge is required. For higher temperatures the time interval will be shorter.	

### Discharge Constant Current (Amperes) at 77°F (25°C)

Volts/cell	10min	15min	30min	1h	3h	5h	10h	20h
1.80V	133	109	71.3	42.8	19.6	13.2	7.41	3.75
1.75V	145	114	71.8	44.6	20.4	13.4	7.45	3.80
1.70V	152	118	75.1	46.2	20.8	13.8	7.48	3.85
1.60V	171	133	79.8	49.5	21.6	14.2	7.54	3.94

### Dimensions and Terminal (Unit: mm (inches))



### Applications

- Solar power systems
- Electric wheel chairs
- Golf carts
- Maritime equipment
- Power plants
- Railway systems
- Telecommunications systems
- Cable TV systems
- Emergency power systems

### Certifications

ISO 9001:2008 ISO 14001:2008



### Discharge Current vs. Discharge Voltage

Final discharge voltage V <sub>CELL</sub>	1.8	1.75	1.7	1.6
Discharge current (A)	$I \leq 0.1CA$	$0.25CA \geq I > 0.1CA$	$0.55CA \geq I > 0.25CA$	$I > 0.55CA$

### Discharge Constant Power (Watts per cell) at 77°F (25°C)

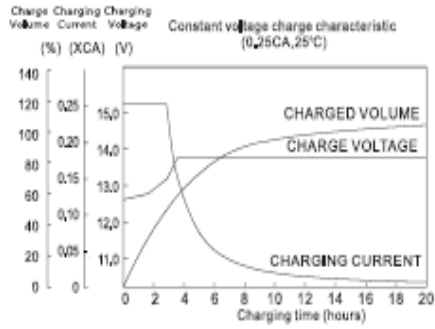
Volts/cell	10min	15min	30min	1h	2h	3h	5h
1.80V	251	206	138	82.9	49.0	37.6	25.7
1.75V	263	216	139	85.2	49.7	37.9	25.9
1.70V	278	230	141	88.5	50.9	38.5	25.9
1.60V	301	239	154	94.3	53.4	39.8	26.7

[Note] The above characteristics data are average values obtained within three charge/discharge cycles not the minimum values.

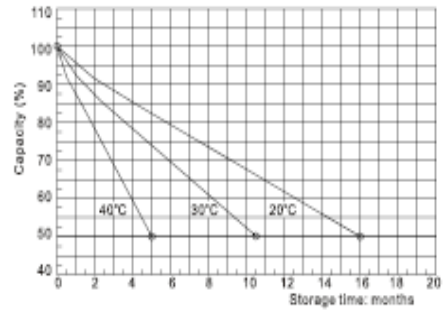
# KBC12750 12V 75Ah



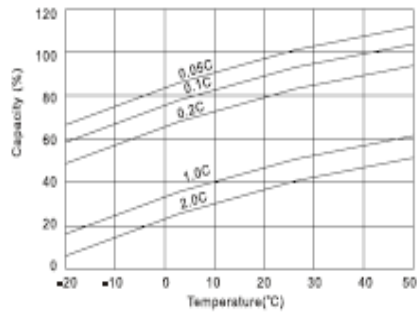
## Charging Characteristics (standby use)



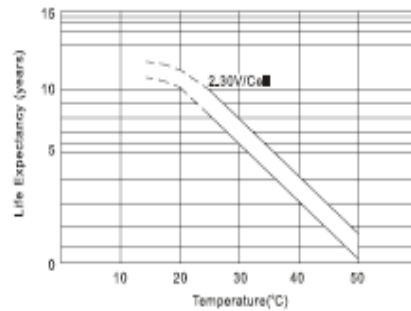
## Self Discharge Characteristics



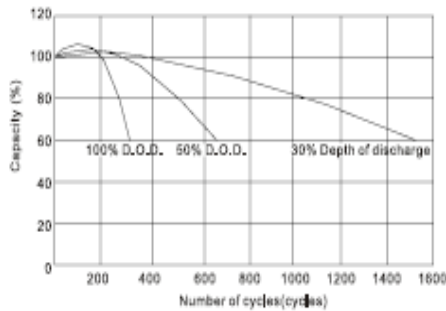
## Temperature Effects in Relation to Battery Capacity



## Temperature Effects on Float Life



## Cycle Life in Relation to Depth of Discharge



IMPORTANT NOTE: The specifications presented herein are subject to revision without notice.