Reguero Baterías

# KBGS121200 12V 120Ah

Kaise

The Kaise Solar range is mainly used in the renewable energies industry, given their optimal performance in cyclic use. With lower acid density, excess of electrolyte and larger distance between plates the batteries maintain a low temperature and also slows down the plate grid corrosion speed. These batteries have a unique plate grid configuration which, alongside the high quality AGM separator and the battery management system, ensures the batteries have a longer service life. The valves were specially designed to control water loss and prevent air and other elements from getting in.

## Performance Characteristics

| | | | |
|---|---|---|---|
| Nominal Voltage | 12V | | |
| Dimensions | Length (mm / inch) | | 410 / 16.1 |
| | Width (mm / inch) | | 176 / 6.92 |
| | Height (mm / inch) | | 227 /8.94 |
| | Total Height (mm / inch) | | 227 /8.94 |
| Approx. Weight | (Kg / lbs) | | 35.0 /77.0 |
| Design Life | 15 years | | |
| Terminal | M8 | | |
| Container Material | ABS | | |
| Rated Capacity | 126 Ah / 6.30A | (20hr, 10.5V/cell, 25ºC / 77ºF) | |
| | 120.0 Ah / 12.0 A | (10hr, 10.5V/cell, 25ºC / 77ºF) | |
| | 100 Ah / 20.0A | (5hr, 10.5V/cell, 25ºC / 77ºF) | |
| | 71.6Ah /71.6A | (1hr, 9.6V/cell, 25ºC / 77ºF) | |
| Max. Discharge Current | 950A (5s) | | |
| Internal Resistance | Approx 5.3mΩ | | |
| Operating Temp. Range | Discharge : -20~ 60ºC<br>Charge : -10 ~ 60ºC<br>] Storage : -20~ 60ºC | | |
| Nominal Operating Temp. Range | 25 ± 3ºC (77 ± 5ºF) | | |
| Cycle Use | Initial Charging Current less than 28A<br>Voltage: 2.40V ~ 2.45V at 25ºC (77ºF)<br>Temp. Coefficient: -30mV/ºC | | |
| Standby Use | Initial Charging Current less than 28A<br>Voltage: 13.6V ~ 13.8V at 25ºC (77ºF)<br>Temp. Coefficient: -20mV/ºC | | |
| Capacity affected by Temperature | 40ºC (104ºF) | | 103% |
| | 25ºC (77ºF) | | 100% |
| | 0ºC (32ºF) | | 86% |
| Self Discharge | Fully charged Kaise Solar Series batteries may be stored for up to 6 months at 25ºC (77ºF) and then a freshening charge is required. For higher temperatures the time interval will be shorter. | | |

## Constant Current Discharge (Amperes) at 77ºF (25ºC)

| Volts/cell | 10min | 15min | 30min | 45min | 1h | 3h | 5h | 10h |
|---|---|---|---|---|---|---|---|---|
| 1.80V | 197 | 167 | 106 | 78.9 | 65.4 | 28.1 | 19.3 | 12.0 |
| 1.75V | 210 | 179 | 108 | 81.0 | 67.5 | 30.5 | 20.0 | 12.1 |
| 1.70V | 223 | 187 | 112 | 83.0 | 69.7 | 31.0 | 20.7 | 12.2 |
| 1.65V | 245 | 195 | 116 | 86.1 | 71.1 | 31.5 | 21.0 | 12.3 |
| 1.60V | 250 | 196 | 120 | 87.7 | 71.6 | 32.0 | 21.0 | 12.5 |

## Dimensions and Terminal (Unit: mm (inches))

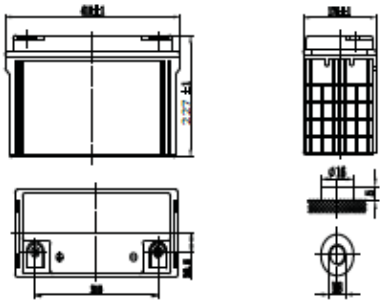

## Applications

Renewable Energy
Alarm systems
Electric Test Equipment
Emergency lighting systems
Marine equipment
Telecommunications systems

## Certifications

ISO 9001:2008 ISO 14001:2008

## Discharge Current vs. Discharge Voltage

| Final discharge voltage V/CELL | 1.8 | 1.75 | 1.7 | 1.6 |
|---|---|---|---|---|
| Discharge current (A) | I ≤ 0.10A | 0.25CA ≥ I > 0.10A | 0.55CA ≥ I > 0.25CA | I > 0.55CA |

## Constant Power Discharge (Watts per cell) at 77ºF (25ºC)

| Volts/cell | 15min | 30min | 45min | 1h | 2h | 3h | 5h |
|---|---|---|---|---|---|---|---|
| 1.80V | 503 | 101 | 150 | 124 | 78.8 | 53.0 | 37.0 |
| 1.75V | 383 | 334 | 154 | 128 | 77.6 | 54.1 | 37.4 |
| 1.70V | 484 | 346 | 157 | 131 | 74.8 | 55.0 | 38.3 |
| 1.65V | 426 | 358 | 171 | 137 | 76.8 | 56.6 | 38.9 |
| 1.60V | 449 | 377 | 177 | 141 | 79.6 | 59.7 | 39.5 |

(Note) The above characteristics data are average values obtained within three charge/discharge cycles not the mimimum values.

# KBGS121200 12V 120Ah

Kaise®

## Charging Characteristic (float use)

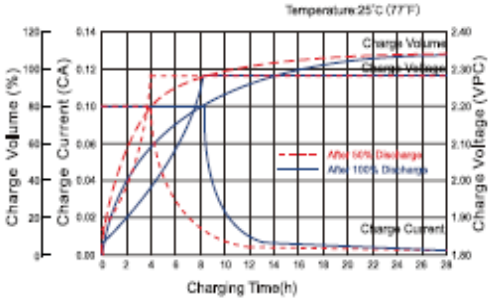


## General Relation of Capacity vs. Storage Time

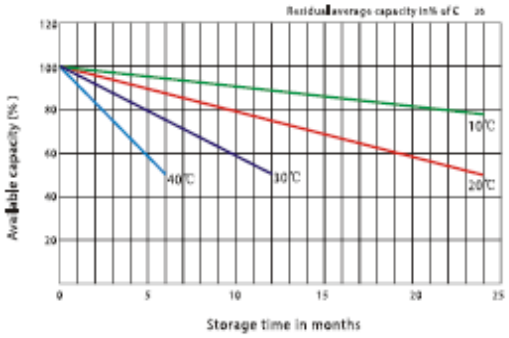


## Temperature Effects in Relationto Battery Capacity

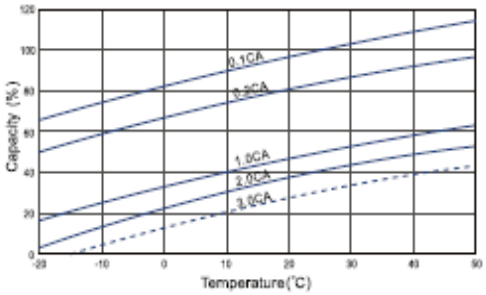


## Effect of Temperature on Long Term Float Life

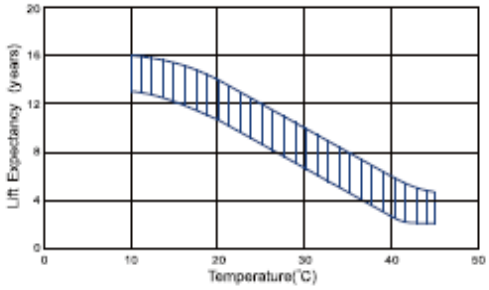


## Cycle Life in Relation to Depth of Discharge

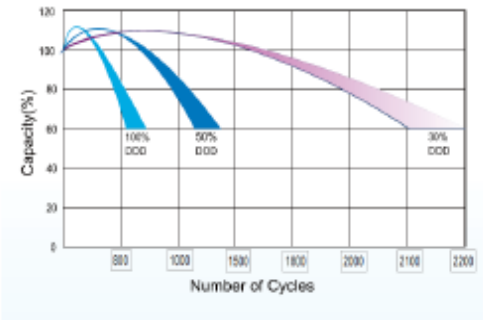


2016/V1.5

IMPORTANT NOTE: The specifications presented herein are subject to revision without notice.