

KBHR1260 12V 6,5Ah

The Kaise HR batteries were specially designed for applications that demand a very high energy output. With an optimized design of the grids and an excellent formula for pasting the plates, the HR series can deliver up to 40% more than the standard series.



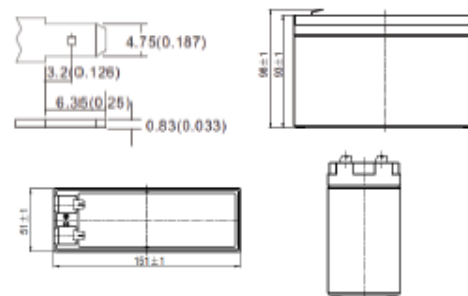
Performance Characteristics

Nominal Voltage	12V	
Dimensions	Length (mm / inch)	151 / 5.94
	Width (mm / inch)	51 / 2.01
	Height (mm / inch)	93 / 3.66
	Total Height (mm / inch)	98 / 3.86
Approx Weight	(Kg / lbs) 1.90 / 4.19	
Design Life	5 years	
Terminal	Faston F1	
Container Material	ABS	
Rated Capacity	3.95Ah / 3.95A	(1hr, 1.70V / cell, 25°C / 77°F)
	3.35Ah / 6.71A	(30min, 1.70V / cell, 25°C / 77°F)
	2.77Ah / 11.1A	(15min, 1.70V / cell, 25°C / 77°F)
Max. Discharge Current	97.5A (5s)	
Internal Resistance	Approx. 20mΩ	
Operating Temp. Range	Discharge : -15 – 55°C (5–131°F)	
	Charge : 0 – 40°C (32 – 104°F)	
	Storage : -15 – 40°C (5 – 104°F)	
Nominal Operating Temp. Range	25 ± 3°C (77 ± 5°F)	
Cycle Use	Initial Charging Current less than 1.20A	
	Voltage: 14.4V – 14.7V at 25°C (77°F)	
	Temp. Coefficient: -30mV/°C	
Standby Use	Initial Charging Current less than 1.20A	
	13.5V – 13.8V at 25°C (77°F)	
	Temp. Coefficient: -20mV/°C	
Capacity affected by Temperature	40°C (104°F)	103%
	25°C (77°F)	100%
	0°C (32°F)	86%
Self Discharge	Fully charged Kaise High Rate Series batteries may be stored for up to 6 months at 25°C (77°F) and then a freshening charge is required. For higher temperatures the time interval will be shorter.	

Discharge Constant Current (Amperes) at 77°F (25°C)

Volts/cell	10min	15min	20min	30min	1h
1.80V	12.1	9.51	8.05	6.21	3.66
1.75V	13.3	10.39	8.66	6.45	3.83
1.70V	14.5	11.1	9.10	6.71	3.95
1.60V	17.0	12.6	10.3	7.48	4.08

Dimensions and Terminal (Unit: mm (inches))



Applications

UPS
High power backup supply
Electric facilities
Power tools

Certifications

ISO 9001:2008 ISO 14001:2008



Discharge Current vs. Discharge Voltage

Final discharge voltage V _{CELL}	1.8	1.75	1.7	1.6
Discharge current (A)	I ≤ 0.1CA	0.25CA ≥ I > 0.1CA	0.55CA ≥ I > 0.25CA	I > 0.55CA

Discharge Constant Power (Watts per cell) at 77°F (25°C)

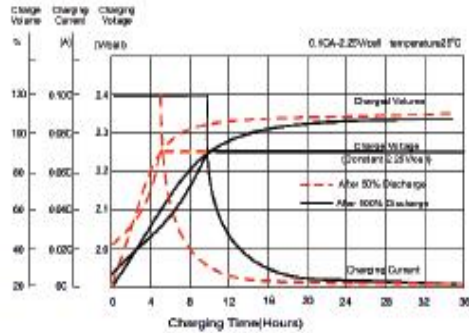
volts/cell	10min	15min	20min	30min	1h
1.80V	22.2	17.5	14.9	11.7	7.02
1.75V	24.0	18.9	15.9	12.0	7.32
1.70V	25.5	19.9	16.6	12.4	7.52
1.60V	29.0	22.1	18.5	13.6	7.67

(Note) The above characteristics data are average values obtained within three charge/discharge cycles not the minimum values.

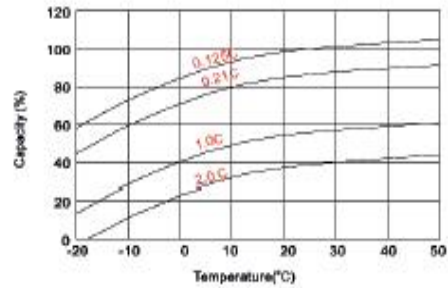
KBHR 1260 12V 6,5Ah



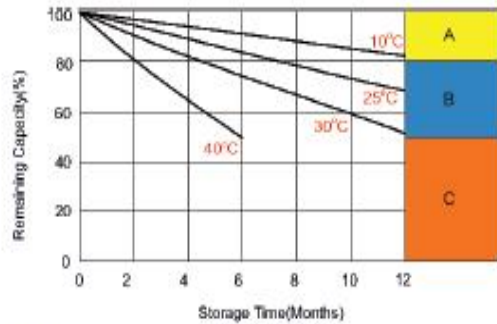
Charging Characteristics (cycle use)



Temperature Effects in Relation to Battery Capacity

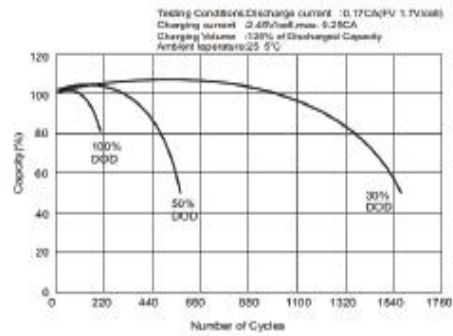


Self Discharge Characteristics



- A** No supplementary charge required
(carry out supplementary charge before use if 100% capacity is required)
- B** Supplementary charge required before use. Optional charging way as below:
 1. Charged for above 3 days at limited current 0.25 CA and constant voltage 2.25V / cell.
 2. Charged for above 20 hours limited current 0.25CA and constant voltage 2.4V / cell.
 3. Charged for 8-10 hours at limited current 0.05 CA.
- C** Supplementary charge often fail to recover the capacity.
The battery should never be left standing till this is reached.

Cycle Life in Relation to Depth of Discharge



IMPORTANT NOTE: The specifications presented herein are subject to revision without notice.