

KBL121500 12V 150Ah

The KAISE LONG LIFE Series 10 years has been designed for different applications, such as UPS, electric and telecommunications applications that require a long useful life.



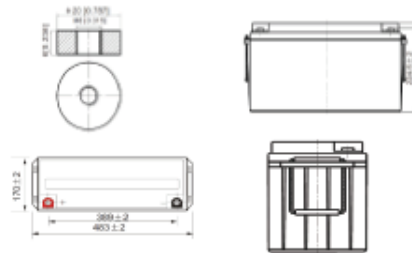
Performance Characteristics

Nominal Voltage	12V	
Dimensions	Length (mm / inch)	483 / 19.09
	Width (mm / inch)	170 / 6.69
	Height (mm / inch)	238.5 / 9.39
	Total Height (mm / inch)	238.5 / 9.39
Approx. Weight	(Kg / lbs) 47.2 / 104.8	
Design Life	10 years	
Terminal	M8	
Container Material	ABS	
Rated Capacity	168 Ah / 8.03A	(20hr, 1.80V / cell, 25°C / 77°F)
	150 Ah / 15.0A	(10hr, 1.80V / cell, 25°C / 77°F)
	130 Ah / 26.1A	(5hr, 1.75V / cell, 25°C / 77°F)
	93 Ah / 93.0A	(1hr, 1.60V / cell, 25°C / 77°F)
Max. Discharge Current	1500A (5s)	
Internal Resistance	Approx 3.5 mΩ	
Operating Temp Range	Discharge: -15 - 50°C (5 - 122°F)	
	Charge: 0 - 40°C (32 - 104°F)	
	Storage: -15 - 40°C (5 - 104°F)	
Nominal Operating Temp. Range	25 ± 3°C (77 ± 5°F)	
Cycle Use	Initial Charging Current less than 45 mA	
	Voltage: 14.4VPC-15.0VPC at 25°C (77°F)	
	Temp. Coefficient: -30mV/°C	
Standby Use	No limit on Initial Charging Current Voltage	
	13.8VPC-13.8VPC at 25°C (77°F)	
	Temp. Coefficient: -20mV/°C	
Capacity affected by temperature	40°C (104°F)	103%
	25°C (77°F)	100%
	0°C (32°F)	86%
Self Discharge	Fully charged Kaise Long Life Series batteries may be stored for up to 6 months at 25°C (77°F) and then a refreshing charge is required. For higher temperatures the time interval will be shorter.	

Constant Current Discharge (Amperes) at 77°F (25°C)

Volts/cell	10min	15min	30min	1h	3h	5h	10h	20h
1.80V	208.8	165.7	118.0	75.7	37.5	25.5	15.0	8.89
1.75V	228.1	186.8	128.2	82.5	39.0	26.1	15.4	8.23
1.70V	257.6	207.3	139.9	87.3	41.1	27.6	16.0	8.44
1.65V	276.6	221.9	147.7	90.3	42.7	28.5	16.4	8.70
1.60V	304.3	243.0	157.6	93.0	43.8	29.2	16.8	8.84

Dimensions and Terminal (Unit: mm (inches))



Applications

UPS
Telecommunications equipment
Solar energy systems
Cable TV
Power station
Marine equipment
Military equipment
Emergency powersystems
Railway systems

Certifications

ISO 9001:2008 ISO 14001:2008



Discharge Current vs. Discharge Voltage

Final discharge voltage/WCELL	1,8	1,75	1,7	1,6
Discharge current (A)	≤ 0,1CA	0,25CA ≥ I > 0,1CA	0,55CA ≥ I > 0,25CA	I > 0,55CA

Constant Power Discharge (Watts per cell) at 77°F (25°C)

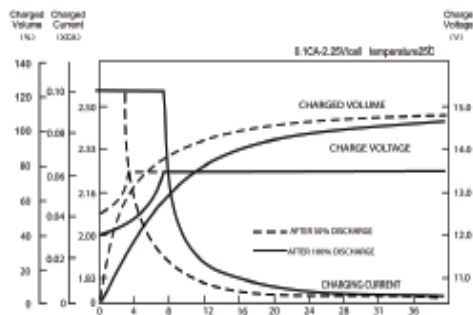
Volts/cell	10min	15min	30min	1h	3h	5h	10h	20h
1.80V	370.6	308.4	223.7	146.7	73.4	50.3	29.9	16.0
1.75V	414.2	343.4	241.1	159.2	76.1	51.3	30.7	16.4
1.70V	467.4	375.7	261.8	167.9	79.9	54.1	31.9	16.8
1.65V	486.7	399.2	274.1	172.5	82.8	55.7	32.7	17.3
1.60V	523.4	430.1	290.4	176.7	84.5	56.8	33.3	17.6

(Note) The above characteristics data are average values obtained within three charge/discharge cycles not the minimum values.

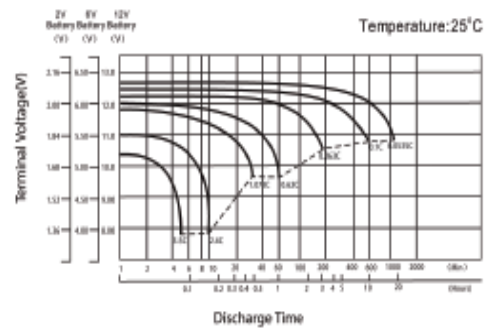
KBL121500 12V 150Ah



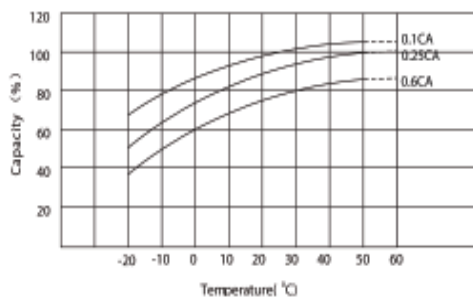
Charging Characteristics (float use)



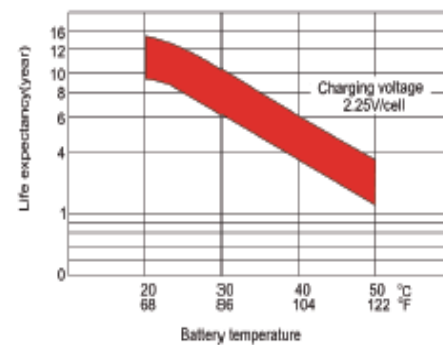
Discharge Characteristics



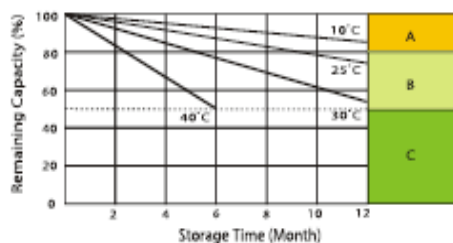
Temperature Effects in Relation to Battery Capacity



Effect of Temperature on Long Term Float Life



Self Discharge Characteristics



- A** No supplementary charge required (carry out supplementary charge before use if 100% capacity is required)
- B** Supplementary charge required before use. Optional charging way is below:
 1. Charged for above 3 days at limited current 0.25 CA and constant voltage 2.25V / cell.
 2. Charged for above 20 hours limited current 0.25CA and constant voltage 2.45V / cell.
 3. Charged for 8-10 hours at limited current 0.85 CA.
- C** Supplementary charge often fail to recover the capacity. The battery should never be left standing till this is reached.

2018/1/11

IMPORTANT NOTE: The specifications presented herein are subject to revision without notice.