

KBL12750 12V 75Ah

The KBL Long Life series consists in VRLA batteries - AGM technology (Absorbent Glass Mat), with a design life of 10 years and it is designed for general applications such as UPS, telecommunications and electrical applications.



Performance Characteristics

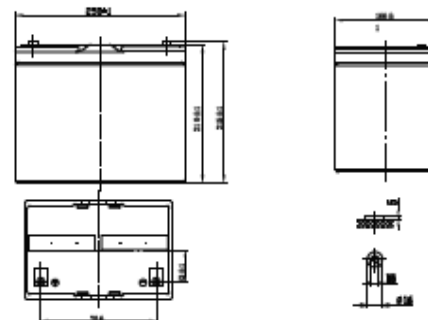
Nominal Voltage	12V		
Dimensions	Length (mm / inch)	258 / 10.16	
	Width (mm / inch)	166 / 6.54	
	Height (mm / inch)	218 / 8.46	
	Total Height (mm / inch)	215 / 8.46	
Approx Weight	(Kg / lbs) 23.5 / 51.7		
Design Life	10 years		
Terminal	Nut/Bolt M5		
Container Material	ABS		
Rated Capacity	75.00Ah / 7.50A	(10hr, 11.9V / cell, 25°C / 77°F)	
	68.00Ah / 13.6A	(5hr, 10.5V / cell, 25°C / 77°F)	
	51.20Ah / 51.9A	(1hr, 9.8V / cell, 25°C / 77°F)	
Max. Discharge Current	700A (5s)		
Internal Resistance	Approx ≤ 6 mΩ		
Operating Temp. Range	Discharge : -20 - 60°C		
	Charge : -10 - 60°C		
	Storage : -20 - 60°C		
Nominal Operating Temp. Range	25 ± 3°C (77 ± 5°F)		
Cycle Use	Initial Charging Current less than 0.4A		
	Voltage: 2.40V - 2.45V at 25°C (77°F)		
	Temp. Coefficient: -30mV/°C		
Standby Use	No limit on Initial Charging Current		
	Voltage: 13.8V - 13.9V at 25°C (77°F)		
	Temp. Coefficient: -20mV/°C		
Capacity affected by Temperature	40°C (104°F)	103%	
	25°C (77°F)	100%	
	0°C (32°F)	86%	
Self Discharge	Fully charged Kaise Long Life Series batteries may be stored for up to 6 months at 25°C (77°F) and then a freshening charge is required. For higher temperatures the time interval will be shorter.		

Discharge Constant Current (Amperes) at 77°F (25°C)

Volts/cell	10min	15min	30min	1h	3h	5h	10h	20h
1.80V	142	114	83.4	44.3	20.1	13.4	7.50	1.48
1.75V	154	119	73.9	46.2	20.9	13.6	7.55	1.50
1.70V	161	124	78.5	47.8	21.7	14.0	7.60	1.53
1.65V	172	134	73.9	48.5	21.7	14.2	7.65	1.55
1.60V	182	140	83.4	51.1	22.1	14.4	7.67	1.56



Dimensions and Terminal (Unit: mm (inches))



Applications

Alarm systems	Marine equipment
Cable television	Medical equipment
Communications Equipment	Micro processor based office machines
Control Equipment	Portable cine & Video lights
Computers	Solar powered systems
Electronic Cash Registers	Telecommunications systems
Electric Test Equipment	Television & Video recorders
Emergency lighting systems	Toys
Fire & Security Geophysical equipment	Uninterruptible power supply systems
	Vending machines

Certifications

ISO 9001:2008 ISO 14001:2008



Discharge Current vs. Discharge Voltage

Final discharge voltage VCELL	1.8	1.75	1.7	1.6
Discharge current (A)	I ≤ 0.10A	0.150A ≥ I > 0.10A	0.550A ≥ I > 0.150A	I > 0.550A

Discharge Constant Power (Watts per cell) at 77°F (25°C)

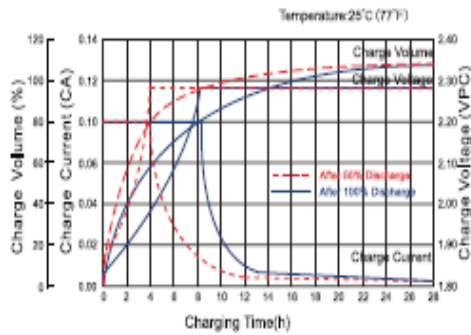
Volts/cell	10min	15min	30min	1h	3h	5h
1.80V	266	216	108	85.9	38.8	26.3
1.75V	279	227	145	88.2	39.1	26.5
1.70V	296	242	148	91.6	39.7	26.5
1.65V	306	246	156	95.5	40.0	27.1
1.60V	320	251	161	97.6	41.0	27.3

[Note] The above characteristics data are average values obtained within three charge/discharge cycles not the minimum values.

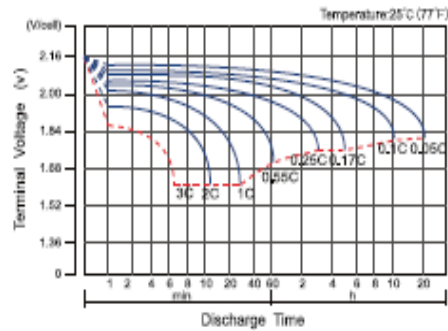
KBL12750 12V 75Ah



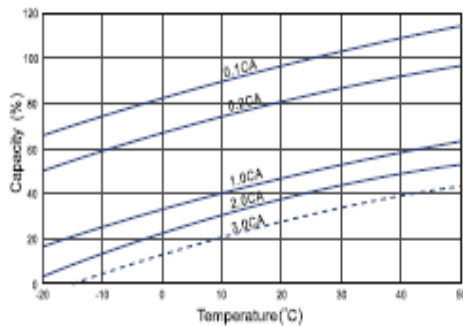
Charging Characteristics (float use)



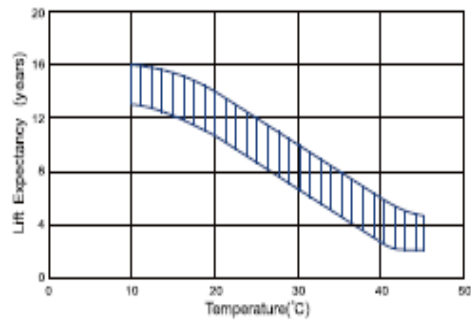
Discharge Characteristics



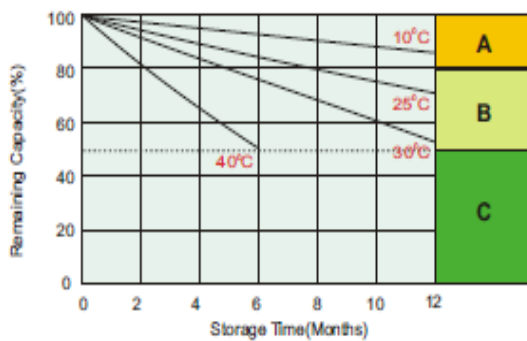
Temperature Effects in Relation to Battery Capacity



Effect of Temperature on Long Term Float Life



Self Discharge Characteristics



- A** No supplementary charge required (carry out supplementary charge before use if 100% capacity is required)
- B** Supplementary charge required before use. Optional charging way is below:
 - Charged for above 3 days at limited current 0.25 CA and constant voltage 2.25V / cell.
 - Charged for above 20 hours limited current 0.25CA and constant voltage 2.40V / cell.
 - Charged for 8-10 hours at limited current 0.05 CA.
- C** Supplementary charge often fail to recover the capacity. The battery should never be left standing till this is reached.

IMPORTANT NOTE: The specifications presented herein are subject to revision without notice.