



LIVEN LVH Series

AGM (Absorbent Glass Material) technology with gas recombination. The LVH series Valve Regulated Lead Acid (VRLA) battery is designed for heavy load discharge applications with 8 years design life in float service.

By using strong grids and specially designed active material is with lower I.R, lower self discharge rate, high power, and longer service life performance.

Generally the LVH series offers 30% more power output than the standard range.

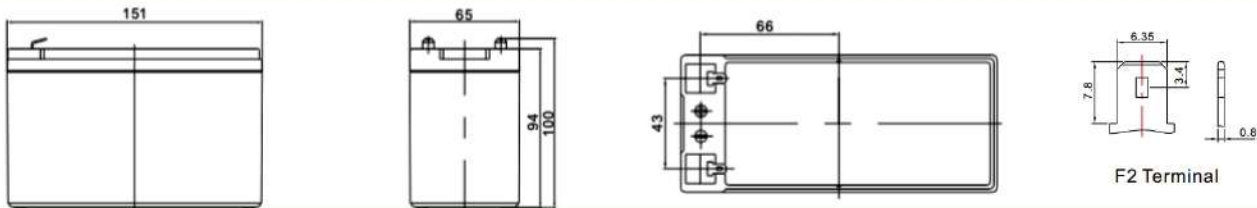
Applications:

- High Power
- UPS
- Datacenters
- Emergency backup PW
- Security system
- Communication power supply
- DC power supply
- Electric Tools

Dimensions:

Length	151±1mm (5.94in)
Width	65±1mm (2.56in)
Height	94±1mm (3.70in)
Total Height	100±1mm (3.94in)

Technical Drawings:



Specifications:

Cells Per Unit	6
Voltage Per Unit	12V
Nominal Capacity	36W @15min-rate to 1.67V per cell @25°C
Weight	Approx. 2.60Kg ±2% (5.73lbs)
Internal Resistance	Approx. 20mΩ
Terminal	F2
Max. Discharge Current	90A (5sec)
Design Life	8 years floating Eurobat (20°C): 6-9 years General Purpose
Recommended Maximum Charging Current	2.7A
Reference Capacity	C20 9.0Ah
Standby Use Voltage	13.7V~13.9V @ 25°C Temperature Compensation: -3mV/°C/Cell
Cycle Use Voltage	14.6V~14.8V @ 25°C Temperature Compensation: -4mV/°C/Cell
Operating Temperature Range	Discharge: -15°C~50°C Charge: -10°C~45°C Storage: -15°C~50°C
Normal Operating Temperature Range	25°C±5°C

Self Discharge

LIVEN Valve Regulated Lead Acid (VRLA) batteries can be stored for up to 6 months at 25°C and then recharging is recommended. Monthly Self-discharge ratio is less than 3% at 25°C. Please charge batteries before using.

Container Material

A.B.S. UL94-HB, UL94-V0 Optional.

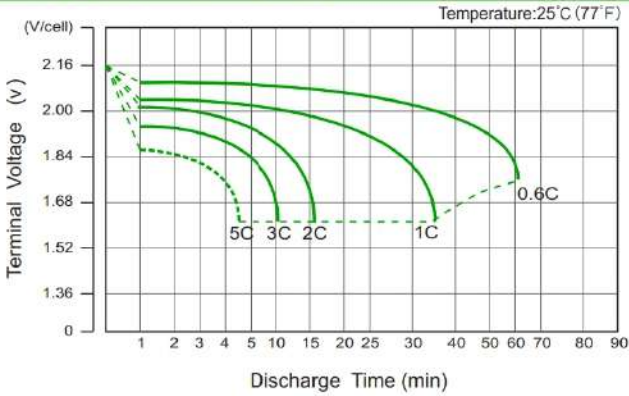
Constant Current Discharge (CC, Unit: A) at 25°C (77°F)

F.V./ Time	3min	5min	8min	10min	15min	20min	30min	60min	90min
1.60V	46.94	41.26	32.97	28.26	20.85	16.39	11.68	6.548	4.642
1.67V	42.60	37.44	30.15	26.05	19.50	15.47	11.06	6.241	4.443
1.70V	40.76	35.83	28.95	25.11	18.90	15.06	10.79	6.105	4.360
1.75V	37.75	33.19	26.97	23.53	17.85	14.30	10.34	5.900	4.228
1.80V	34.58	30.40	24.93	21.95	16.95	13.63	9.889	5.679	4.078
1.85V	29.57	25.99	21.24	18.63	14.54	11.84	8.745	5.133	3.730

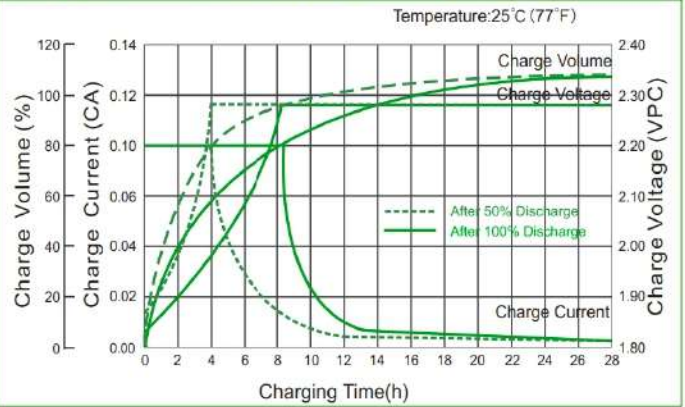
Constant Power Discharge (CP, Unit: W/Battery) at 25°C (77°F)

F.V./ Time	3min	5min	8min	10min	15min	20min	30min	60min	90min
1.60V	506.2	445.0	356.8	307.0	228.6	181.0	129.5	73.7	52.7
1.67V	465.1	408.8	330.7	287.0	216.0	172.7	124.7	70.9	50.9
1.70V	449.0	394.7	320.0	278.5	211.5	169.1	121.7	69.8	50.1
1.75V	420.0	369.2	301.5	264.3	201.6	162.7	117.9	67.9	48.8
1.80V	389.9	342.7	282.1	249.2	192.6	156.2	114.0	65.9	47.6
1.85V	338.8	297.8	243.7	214.1	167.4	136.9	101.5	60.0	43.7

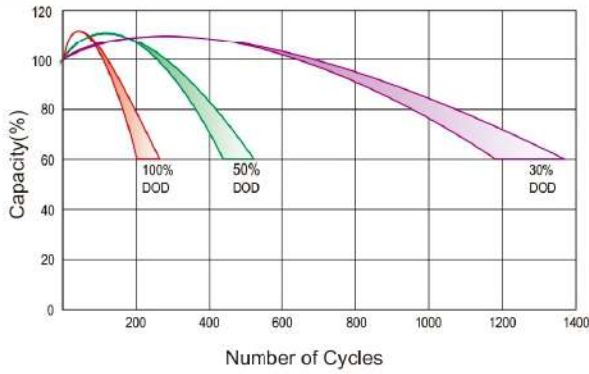
Discharge Characteristics Curve



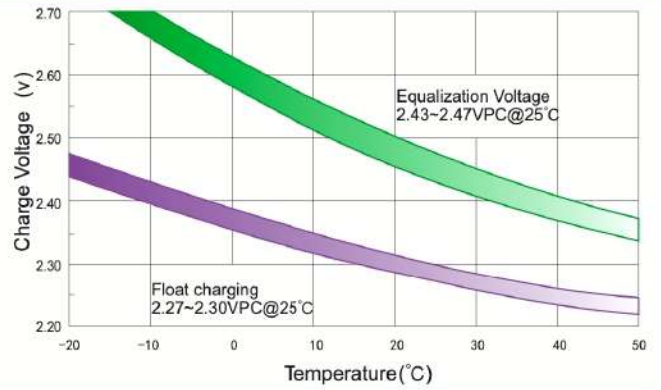
Charge Characteristic Curve For Standby Use



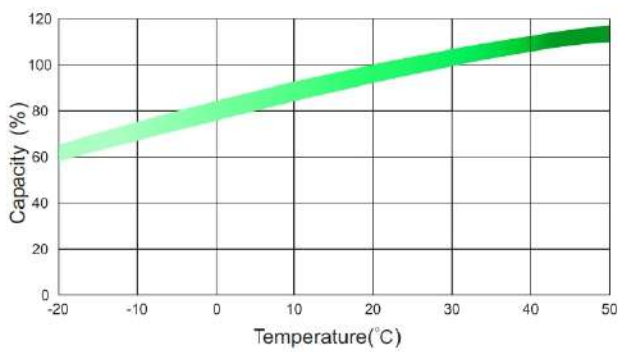
Cycle Life In Relation To Depth Of Discharge



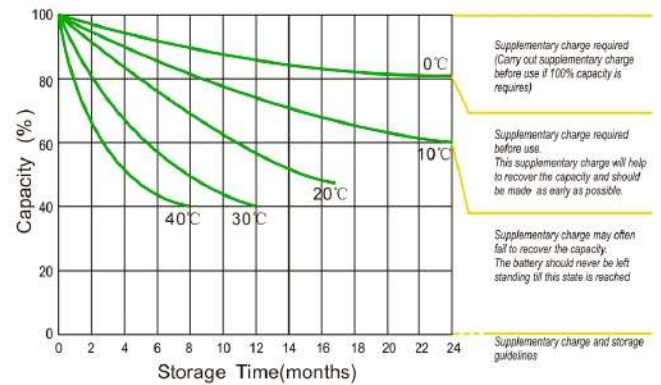
Relationship Between Charging Voltage And Temperature



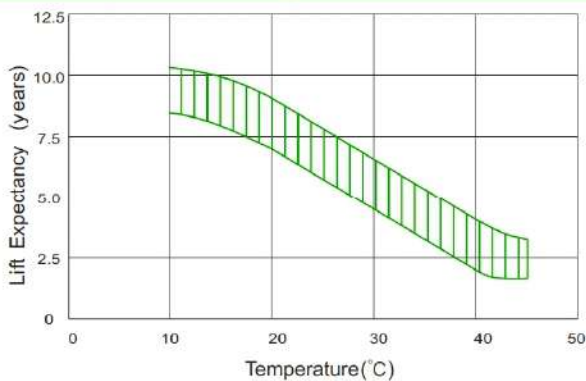
Temperature Effects On Capacity



Storage Characteristics



Effect Of Temperature On Long Term Life



Life Characteristics Of Standby Use

