



M100-12 SLD M

SPECIFICATIONS

Nominal Voltage (V) 12V

Nominal Capacity

20 hour rate (5A to 10.50V)	100Ah
10 hour rate (10 to 10.50V)	100Ah
5 hour rate (17A to 10.20V)	85Ah
1 hour rate (60A to 9.60V)	60Ah
1C (100A to 9.60V)	63.33Ah

Weight Approx. 66.0Lbs. (30.0kg)

Internal Resistance (at 1KHz) Approx. 5 mΩ

Maximum Discharge Current for 5 seconds : 1200A

Operating Temperature Range

Charge	-15°C (5°F) to 40°C (104°F)
Discharge	-15°C (5°F) to 50°C (122°F)
Storage	-15°C (5°F) to 40°C (104°F)

Charge Retention (shelf life) at 20°C (68°F)

1 month	98%
3 months	94%
6 months	85%

Charging Methods at 25°C (77°F)

Cycle Use : Charging Voltage 14.4 to 15.0V
Coefficient -5.0mv / °C / cell
Maximum Charging Current : 30A

Standby Use : Float Charging Voltage 13.50 to 13.80V
Coefficient -3.0mv / °C / cell

Case Material : ABS UL94 HB

Terminal : F8

Terminal Hardware Torque Value :

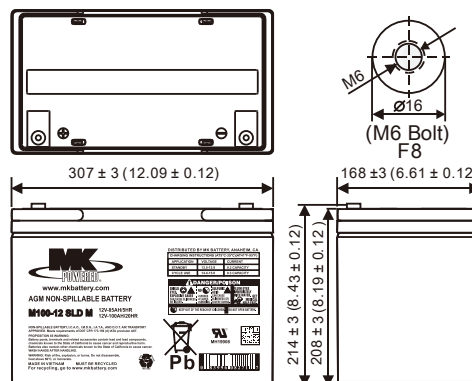
Recommended	M6: 7 Nm (71kgf-cm)
Maximum Allowable	M6: 9 Nm (92kgf-cm)

Maintenance-Free Rechargeable Sealed Lead-Acid Battery

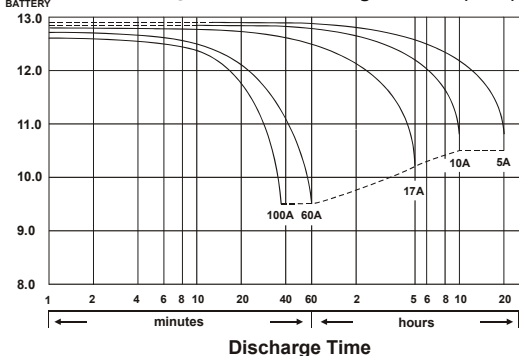


DIMENSIONS

mm (inch)



(V) FOR 12V BATTERY Discharge Time VS. Discharge Current (25°C)



MK Battery

1631 South Sinclair Street • Anaheim, California 92806

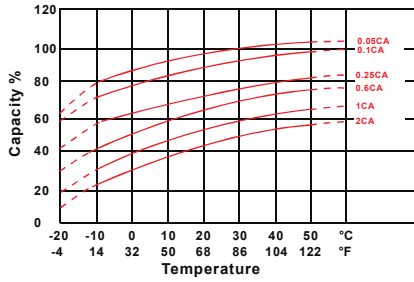
Toll Free: 800-372-9253 • Fax: 714-937-0818 • E-mail: sales@mkbattery.com



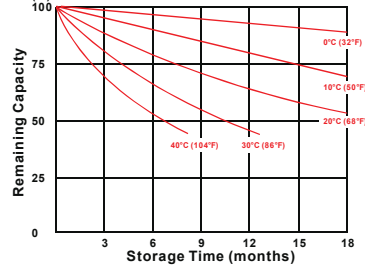


M100-12 SLD M

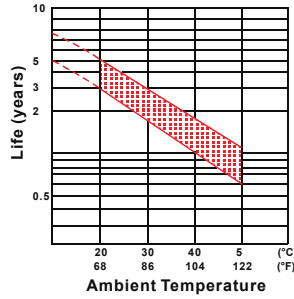
Effect of Temperature on Capacity 25°C (77°F)



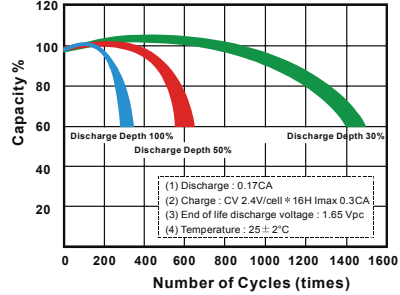
Capacity Retention Characteristic



Trickle (or float) Service Life



Cycle Service Life



- PERFORMANCE DATA

Discharge Rates in Watts to Various End Voltages at 25°C (77°F)

Time	End Voltage	1.85V	1.80V	1.75V	1.70V	1.67V	1.65V	1.60V
5	min	440	492	527	561	576	592	623
10	min	338	369	395	419	430	441	463
15	min	269	292	310	328	336	343	359
30	min	158	169	178	185	189	193	200
60	min	110	114	117	120	121	123	123
120	min	65.0	68.1	70.6	72.0	73.0	74.2	75.7
180	min	46.7	49.2	51.3	51.7	52.5	53.5	54.6
240	min	34.8	36.9	38.9	40.9	41.6	42.4	43.4
300	min	31.0	32.5	33.9	34.8	35.1	35.6	36.3
600	min	18.0	19.2	20.0	20.8	21.2	21.5	21.8
1200	min	10.0	10.3	10.6	10.8	10.8	10.9	11.0

- Discharge Rates in Amperes to Various End Voltages at 25°C (77°F)

Time	End Voltage	1.85V	1.80V	1.75V	1.70V	1.67V	1.65V	1.60V
5	min	194	256	293	323	332	344	360
10	min	154	182	203	219	227	236	249
15	min	115	142	160	174	178	184	192
30	min	69.1	81.2	89.3	98.0	99.9	102.8	107.7
60	min	42.7	49.8	55.4	59.4	60.3	61.7	63.6
120	min	25.3	28.7	31.9	34.9	35.7	36.6	37.7
180	min	22.4	23.5	24.6	25.4	25.8	26.2	26.9
240	min	18.1	18.9	19.6	20.3	20.6	20.9	21.4
300	min	15.9	16.5	17.0	17.4	17.6	17.7	17.9
600	min	9.71	10.00	10.20	10.40	10.50	10.60	10.70
1200	min	4.89	5.05	5.16	5.26	5.31	5.35	5.41

All data on the spec. sheet is an average value:

The tolerance range : $X < 6\text{min}$ (+15%~-15%), $6\text{min} \leq X < 10\text{min}$ (+12%~-12%), $10\text{min} \leq X < 60\text{min}$ (+8%~-8%), $X \geq 60\text{min}$ (+5%~-5%)

MK Battery

1631 South Sinclair Street • Anaheim, California 92806

Toll Free: 800-372-9253 • Fax: 714-937-0818 • E-mail: sales@mkbattery.com

