



LIVEN LVIF Series-LiFePO₄

High performance, completely maintenance-free, low self-discharge.

Floating & standby use: up to 10 years @25°C.

100% precise quality testing, stable quality and high reliable performance.

Uniform output voltage in all the discharge curve.

Provide full nominal capacity, even at high currents.

Energy density: up to 130Wh/kg.

Capacity density: up to 145Ah/kg.

Suitable for standby power and energy storage power use.

Long storage time.

Cycle use: Up to 2000 cycles at 100% DOD.

Applications:

- Telecommunications
- Wheelchairs and Scooters
- Uninterruptible Power Supply (UPS)
- Golf trolleys and Golf cart
- DC power supply
- Railway and Marine systems
- Electric Power System (EPS)
- Electric tools
- Emergency backup PS
- Medical equipments

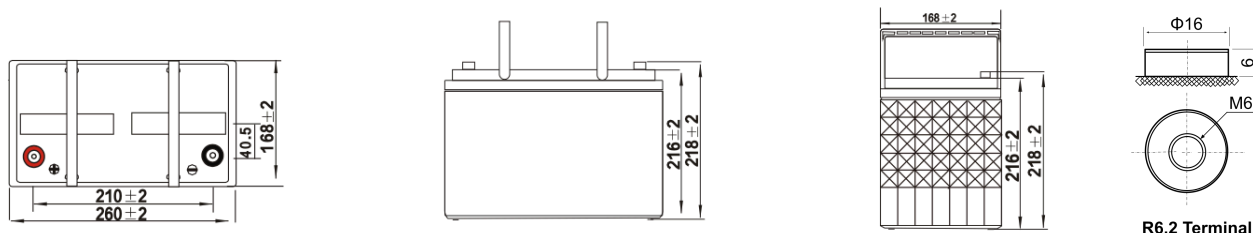
Dimensions:

Length	260±2mm (10.2in)
Width	168±2mm (6.61in)
Height	216±2mm (8.50in)
Total Height	218±2mm (8.58in)

Specifications:

Nominal Voltage	12.8V
Nominal Capacity	75.0Ah @0.2C @25°C
Weight	Approx. 10.8Kg ±0.1kg (23.81lbs)
Energy	960W/h
Internal Resistance	≤ 25mΩ
Efficiency	99 %
Terminal	R6.2
Discharge	
Continuous Current	120A
Pulse Current	150A @5s
Recommended Volt. Disconnect	10V
BMS Cut-Off Voltage	8V
Reconnect Voltage	9.2V
Short Circuit Protection	200~600 μs
Charge	
Charge Voltage	14.4~14.8V
Recommended Float Voltage	13.8V
Recommended Charge Current	40A
Maximum Charge Current	75A
BMS Charge Cut-off Voltage	15.6V
Charge Method	CC/CV, use special LFP Charger
Max. Modules in Series/Parallel	4S/20P
Operation Temperature Range ¹	Discharge: -30°C~60°C Charge: 0°C~45°C
Storage Temperature Range	-40°C~60°C
BMS High Temperature Cut-off	80°C
Humidity Range ¹	Charge/Discharge: RH= 85% ² Storage: RH= 50% ²
BP Protection - BMS Features ³	OVP, UVP, SC, TEMP, BF
Cycle Life	>2000cycles @1C,100% DOD
Self Discharge	2% per Month
Battery Housing	ABS, UL-94 V-0
Housing Protection	IP56
Shipping Classification	UN3480, Class 9,UN38.3
Optional	Bluetooth/RS485/RS232/SMBus/CANBus/ SOC LED/LCD Indicator

Technical Drawings:

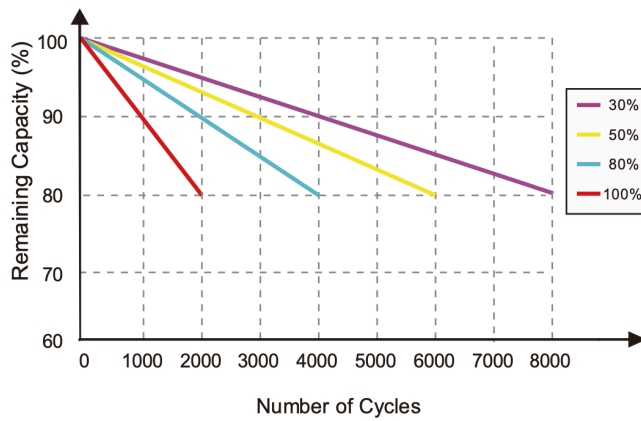


(1) When the environment temperature is higher than 45°C, please pay attention to ventilation and heat rejection.

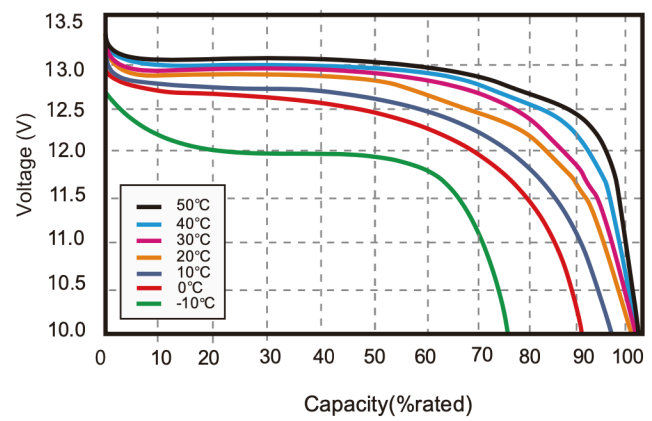
(2) When humidity is higher than 85%, pay attention to protect, easily oxidized components note sealed.

(3) OVP=Over charge protection; UVP=Over discharge protection; SC=Short-circuit; TEMP=Temp. levels protection; BF=Balanced Function

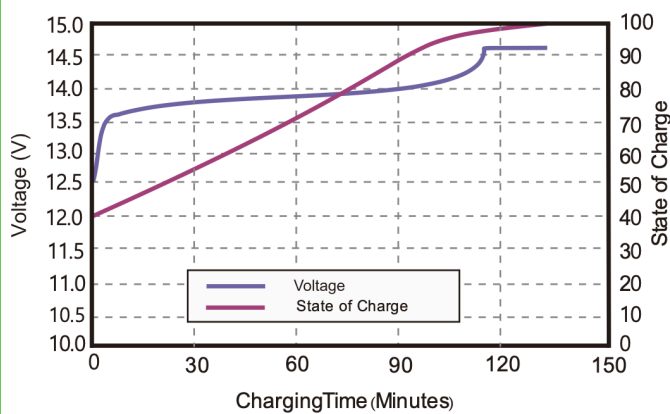
Cycle Life vs. Depth of Discharge (DOD)
Discharge @0.5C, 25°C



Discharge Capacity at Various Temperatures
Discharge @0.5C



State of Charge Curve @0.5C, 25°C



Charging Characteristics @0.5C, 25°C

