Reguero Baterías

KB2300 2V 300Ah

Kaise

The Kaise Ultra Long Life series of VRLA batteries is known for having the most reliable and highest quality of the entire industry. Built with AGM technology, these batteries reach a service life of 20 years.

Performance Characteristics

Nominal Voltage	2V	
Dimensions	Length (mm / inch)	170 / 6.69
	Width (mm / inch)	150 / 5.91
	Height (mm / inch)	330 / 12.99
	Total Height (mm / inch)	350 / 13.78
Approx. Weight	(Kg / lbs)	18.8 / 41.5
Design Life	20 years	
Terminal	M8	
Container Material	ABS	
Rated Capacity	320.0Ah / 16.0A	(20hr, 1.80V/cell, 25°C / 77°F)
	300.0Ah / 30.0A	(10hr, 1.75V/cell, 25°C / 77°F)
	266.0Ah / 53.2A	(5hr, 1.75V/cell, 25°C / 77°F)
	180.3Ah / 180.2A	(1hr, 1.67V/cell, 25°C / 77°F)
Max. Discharge Current	2400A (5s)	
Internal Resistance	Approx 0.9mΩ	
Operating Temp. Range	Discharge : -15 – 50°C (5 – 122°F) Charge : 0 – 40°C (32 – 104°F) Storage : -15 – 50°C (-4 – 122°F)	
Nominal Operating Temp. Range	25 ± 3°C (77 ± 5°F)	
Cycle Use	Initial Charging Current less than 150.0A Voltage: 2.40VPC – 2.45VPC at 25°C (77°F) Temp. Coefficient: -5mV/°C	
Standby Use	No limit on Initial Charging Current Voltage Voltage: 2.25VPC – 2.30VPC at 25°C (77°F) Temp. Coefficient: -3mV/°C	
Capacity affected by Temperature	40°C (104°F)	103%
	25°C (77°F)	100%
	0°C (32°F)	86%
Self Discharge	Fully charged Kaise Solar Series batteries may be stored for up to 6 months at 25°C (77°F) and then a freshening charge is required. For higher temperatures the time interval will be shorter.	

Constant Current Discharge (Amperes) at 77°F (25°C)

Volts/cell	20min	30min	45min	1h	3h	5h	10h	20h
1.80V	302.7	241.5	189.9	157.4	74.7	51.7	30.0	16.0
1.75V	326.3	256.8	199.7	164.2	77.2	53.2	30.4	16.1
1.70V	349.1	268.4	207.2	169.9	79.6	54.2	30.8	16.3
1.67V	366.3	281.5	216.2	176.0	81.4	55.3	31.1	16.4
1.60V	379.8	291.2	222.0	180.2	82.8	56.1	31.6	16.5

Dimensions and Terminal (Unit: mm (inches))

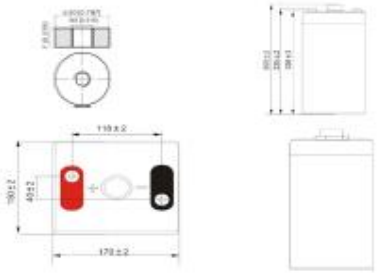

Applications

Renewable Energy
Alarm systems
Electric Test Equipment
Emergency lighting systems
Marine equipment
Telecommunications systems

Certifications

ISO 9001:2008 ISO 14001:2008 CE UL Intertek

Discharge Current vs. Discharge Voltage

Final discharge voltage V/CELL	1.8	1.75	1.7	1.6
Discharge current (A)	I ≤ 0.1CA	0.25CA ≥ I > 0.1CA	0.55CA ≥ I > 0.25CA	I > 0.55CA

Constant Power Discharge (Watts per cell) at 77°F (25°C)

Volts/cell	15min	30min	45min	1h	3h	5h	10h	20h
1.80V	641.1	467.9	367.7	302.7	145.3	101.3	59.6	31.8
1.75V	694.4	481.2	379.1	314.4	149.8	104.1	60.3	31.9
1.70V	733.7	500.7	390.7	323.7	153.8	105.6	61.3	32.3
1.67V	763.6	521.3	405.4	333.5	156.6	107.4	61.8	32.6
1.60V	787.1	533.7	412.4	338.9	158.5	108.6	62.4	32.7

(Note) The above characteristics data are average values obtained within three charge/discharge cycles not the mimimum values.

KB2300 2V 300Ah

Kaise®

Charging Characteristic (cycle use)

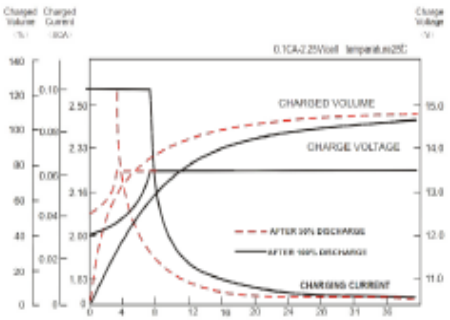

Temperature Effects on Float Life

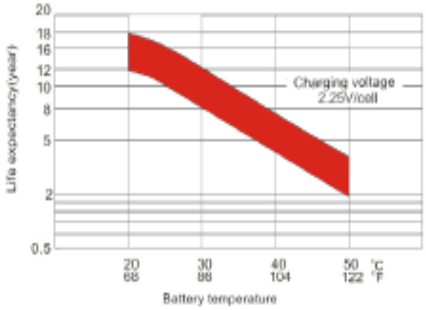

Temperature Effects in Relation to Battery Capacity

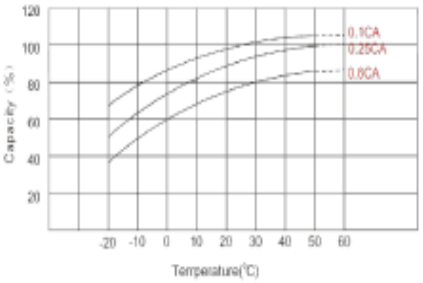

Self Discharge Characteristics

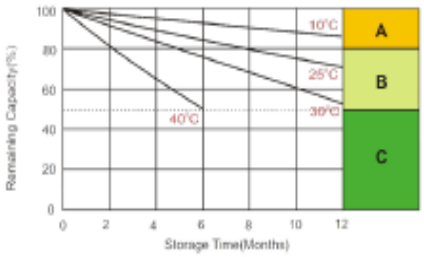

A With switch regulator (two-step controller) charge on curve max. charge voltage for max. 2 hrs/day then switch over to continous charge.

B Standard charge without switching.

C Boost charge (Equalizing charge with external generator) charge on curve continous charge for max. 5 hrs/month, then switch over to curve Standard charge.

2016/V.1

IMPORTANT NOTE: The specifications presented herein are subject to revision without notice.