UP SERIES-AGM Battery

UP7.0-6

Specification		
Nominal Voltage	6V	
Nominal Capacity (20HR)	7.0AH	
Dimension	Length	151±1mm (5.94 inches)
	Width	34±1mm (1.34 inches)
	Container Height	94±1mm (3.70 inches)
	Total Height (with Terminal)	100±1mm (3.94 inches)
Approx Weight	Approx 1.15 kg (2.54lbs)	
Terminal	T1 / T2	
Container Material	ABS	
Rated Capacity	7.00 AH/0.350A	(20hr, 1.80V/cell, 25ºC/77ºF)
	6.51 AH/0.651A	(10hr, 1.80V/cell, 25ºC/77ºF)
	5.95 AH/1.19A	(5hr, 1.75V/cell, 25ºC/77ºF)
	5.37 AH/1.79A	(3hr, 1.75V/cell, 25ºC/77ºF)
	4.40 AH/4.40A	(1hr, 1.60V/cell, 25ºC/77ºF)
Max. Discharge Current	105A (5s)	
Internal Resistance	Approx 15mΩ	
Operating Temperature Range	Discharge: -15~50ºC (5~122ºF)	
	Change : 0~40ºC (32~104ºF)	
	Storage : -15~40ºC (5~104ºF)	
Nominal Operating Temperature Range	25±3ºC (77±5ºF)	
Cycle Use	Initial Charging Current less than 2.1A.Voltage. 7.2V~7.5V at 25ºC(77ºF)Temp. Coefficient -15mV/ºC	
Standby Use	No limit on Initial Charging Current Voltage. 6.75V~6.9V at 25ºC(77ºF)Temp. Coefficient -10mV/ºC	
Capacity affected by Temperature	40ºC (104ºF) 103%	
	25ºC (77ºF) 100%	
	0ºC (32ºF) 86%	
Self Discharge	Batteries may be stored for up to 6 months at 25ºC (77ºF) and then a freshening charge is requiered.	

Constant Current Discharge (Amperes) at 25ºC (77ºF)

F.V/Time	5min	10min	15min	20min	30min	45min	1h	2h	3h	4h	5h	6h	8h	10h	20h
1.85V/cell	13.3	10.2	8.48	7.33	5.67	4.18	3.52	2.08	1.63	1.32	1.08	0.94	0.756	0.631	0.347
1.80V/cell	17.9	13.1	10.2	8.67	6.69	4.86	3.94	2.27	1.75	1.41	1.16	1.01	0.802	0.651	0.350
1.75V/cell	20.2	14.4	11.2	9.32	6.94	5.04	4.13	2.36	1.79	1.45	1.19	1.03	0.816	0.669	0.354
1.70V/cell	22.2	15.7	11.9	9.80	7.23	5.24	4.26	2.42	1.83	1.48	1.22	1.05	0.827	0.682	0.360
1.65V/cell	24.5	16.9	12.7	10.4	7.63	5.37	4.35	2.45	1.91	1.54	1.25	1.08	0.840	0.696	0.365
1.60V/cell	27.0	18.4	13.6	11.1	8.05	5.60	4.40	2.56	1.97	1.58	1.30	1.10	0.848	0.704	0.367

Constant Power Discharge (Watts) at 25ºC (77ºF)

F.V/Time	5min	10min	15min	20min	30min	45min	1h	2h	3h	4h	5h	6h	8h	10h	20h
1.85V/cell	24.4	18.9	15.8	13.8	10.8	8.03	6.79	4.04	3.18	2.59	2.12	1.84	1.492	1.250	0.686
1.80V/cell	32.4	23.9	18.9	16.1	12.6	9.26	7.57	4.38	3.40	2.75	2.26	1.97	1.578	1.286	0.692
1.75V/cell	35.7	25.8	20.3	17.2	12.9	9.52	7.88	4.53	3.45	2.80	2.31	2.02	1.602	1.319	0.698
1.70V/cell	38.2	27.5	21.4	17.9	13.4	9.86	8.10	4.63	3.54	2.87	2.37	2.05	1.622	1.345	0.710
1.65V/cell	41.6	29.4	22.6	18.9	14.0	10.0	8.23	4.67	3.67	2.96	2.43	2.09	1.644	1.370	0.719
1.60V/cell	44.8	31.2	23.8	19.9	14.7	10.4	8.26	4.85	3.76	3.04	2.50	2.13	1.656	1.383	0.722

66A Tzar Asen Srt.
Sofia, Republic of Bulgary
Tel.(+34) 918 021 649
Fax. (+34) 917 750 542
info@upowerbatteries.com

Upower
Unlimited power

UP SERIES-AGM Battery

UP7.0-6

Dimensions

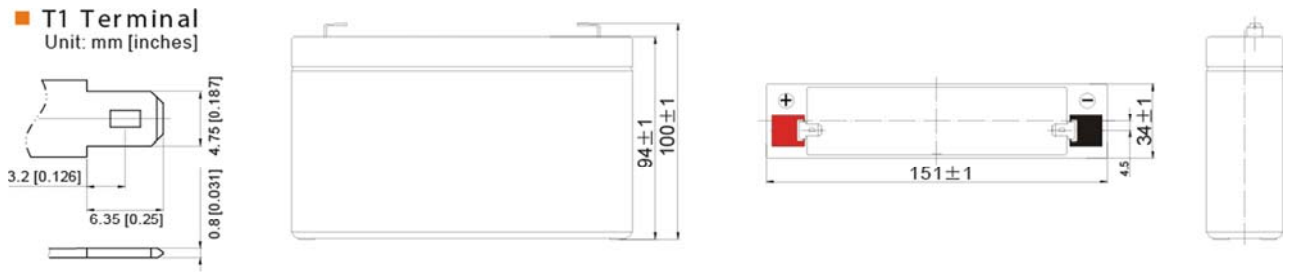

Discharge Characteristics

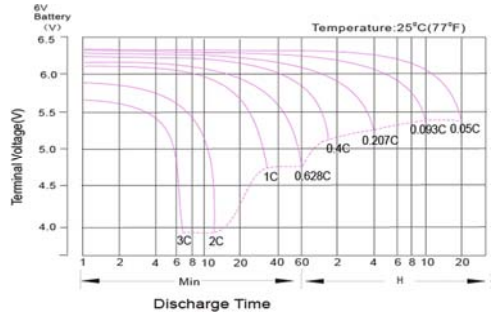

Effect of Temperature on Long Term Float Life

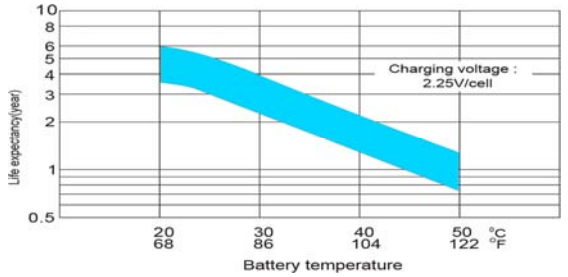

Float Charging Characteristics

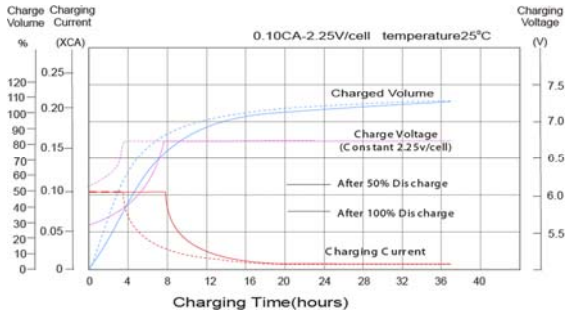

Cycle Life in Relation to Depth of Discharge

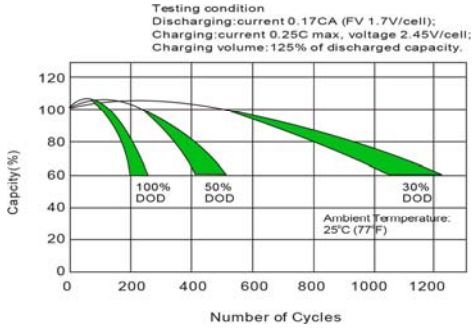

Temperature Effects in Relation to Battery Capacity

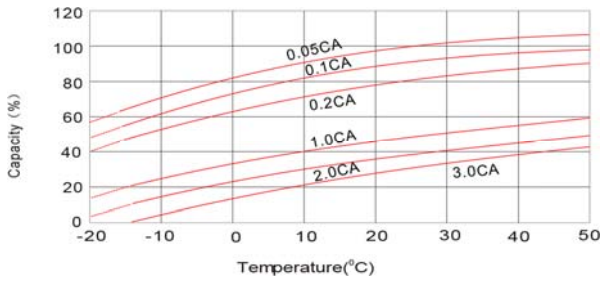

Self Discharge Characteristics

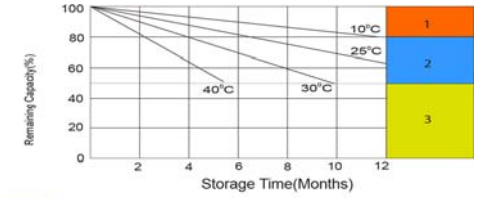

1 No supplementary charge required
(Carry out supplementary charge before use if 100% capacity is required.)

2 Supplementary charge required before use. Optional charging way as below:
1. Charged for above 3 days at limited current 0.25CA and constant voltage 2.25V/cell.
2. Charged for above 20 hours at limited current 0.25CA and constant voltage 2.45V/cell.
3. Charged for 8~10 hours at limited current 0.05CA.

3 Supplementary charge may often fail to recover the capacity.
The battery should never be left standing till this is reached.

MH26866 EMC tested Intertek ETL SEMKO VdS

Upower
Unlimited power
66A Tzar Asen Srt.
Sofia, Republic of Bulgary
Tel.(+34) 918 021 649
Fax. (+34) 917 750 542
info@upowerbatteries.com