

UP9.0-12



Specification		
Nominal Voltage	12V	
Nominal Capacity (20HR)	9.0AH	
Dimension	Length	151±1mm (5.95 inches)
	Width	65±1mm (2.56 inches)
	Container Height	95±1mm (3.74 inches)
	Total Height (with Terminal)	101±1mm (3.98 inches)
Approx Weight	Approx 2.66 kg (5.87lbs)	
Terminal	T1 / T2	
Container Material	ABS	
Rated Capacity	9.00 AH/0.450A	(20hr, 1.80V/cell, 25°C/77°F)
	8.31 AH/0.831A	(10hr, 1.80V/cell, 25°C/77°F)
	7.55 AH/1.51A	(5hr, 1.75V/cell, 25°C/77°F)
	6.84 AH/2.28A	(3hr, 1.75V/cell, 25°C/77°F)
	6.24 AH/6.24A	(1hr, 1.60V/cell, 25°C/77°F)
Max. Discharge Current	135A (5s)	
Internal Resistance	Approx 17mΩ	
Operating Temperature Range	Discharge:	-15~50°C (5~122°F)
	Change :	0~40°C (32~104°F)
	Storage :	-15~40°C (5~104°F)
Nominal Operating Temperature Range	25±3°C (77±5°F)	
Cycle Use	Initial Charging Current less than 2.70A.Voltage. 14.4V~15.0V at 25°C(77°F)Temp. Coefficient -30mV/°C	
Standby Use	No limit on Initial Charging Current Voltage. 13.5V~13.8V at 25°C(77°F)Temp. Coefficient -20mV/°C	
Capacity affected by Temperature	40°C (104°F)	103%
	25°C (77°F)	100%
	0°C (32°F)	86%
Self Discharge	Batteries may be stored for up to 6 months at 25°C (77°F) and then a freshening charge is required.	

Constant Current Discharge (Amperes) at 25°C (77°F)															
F.V/Time	5min	10min	15min	20min	30min	45min	1h	2h	3h	4h	5h	6h	8h	10h	20h
1.85V/cell	30.8	21.5	16.1	13.1	10.1	7.24	5.65	3.12	2.19	1.72	1.44	1.25	0.98	0.812	0.446
1.80V/cell	34.3	23.2	17.1	13.9	10.5	7.42	5.80	3.18	2.23	1.76	1.47	1.28	1.00	0.831	0.450
1.75V/cell	37.9	24.8	18.0	14.5	10.8	7.61	5.93	3.24	2.28	1.80	1.51	1.30	1.03	0.843	0.455
1.70V/cell	41.7	26.3	18.6	15.0	11.1	7.77	6.02	3.30	2.32	1.83	1.54	1.33	1.05	0.858	0.463
1.65V/cell	43.9	27.4	19.4	15.6	11.3	7.95	6.13	3.35	2.36	1.87	1.57	1.36	1.06	0.874	0.469
1.60V/cell	47.0	28.5	20.2	16.3	11.7	8.08	6.24	3.40	2.40	1.91	1.60	1.39	1.08	0.887	0.472

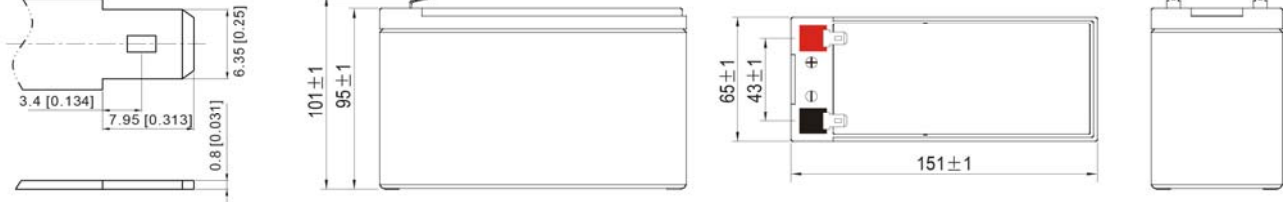
Constant Power Discharge (Watts) at 25°C (77°F)															
F.V/Time	5min	10min	15min	20min	30min	45min	1h	2h	3h	4h	5h	6h	8h	10h	20h
1.85V/cell	57.5	40.3	30.2	24.7	19.2	13.9	10.9	6.05	4.27	3.36	2.83	2.45	1.93	1.61	0.883
1.80V/cell	62.0	42.6	31.6	26.0	19.8	14.1	11.1	6.13	4.32	3.42	2.87	2.50	1.98	1.64	0.890
1.75V/cell	67.8	45.0	33.0	26.9	20.2	14.4	11.3	6.22	4.39	3.49	2.93	2.54	2.01	1.66	0.898
1.70V/cell	73.6	47.1	33.7	27.7	20.7	14.6	11.5	6.32	4.47	3.55	2.98	2.59	2.05	1.69	0.913
1.65V/cell	76.4	48.3	34.8	28.5	21.0	14.9	11.6	6.40	4.54	3.59	3.04	2.64	2.08	1.72	0.925
1.60V/cell	80.3	49.6	35.6	29.2	21.3	15.0	11.7	6.46	4.59	3.66	3.09	2.69	2.11	1.74	0.929



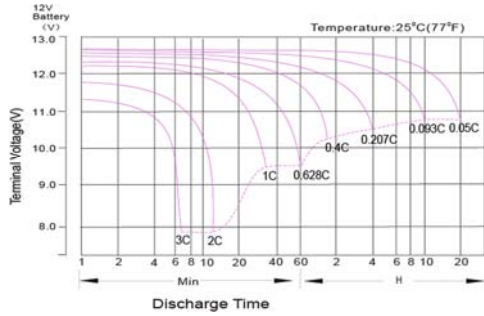
UP9.0-12

Dimensions

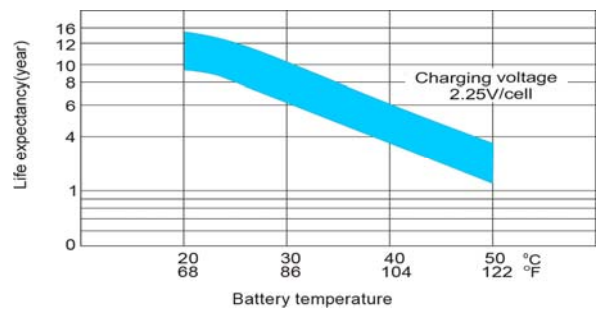
T2 Terminal
Unit: mm [inches]



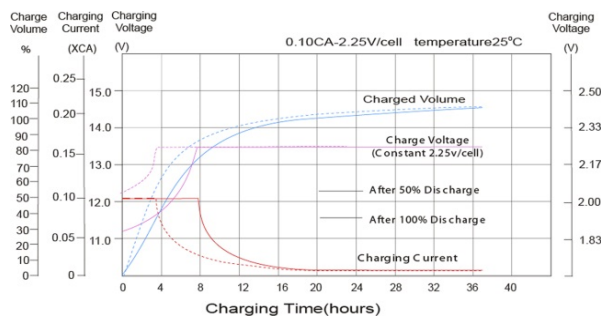
Discharge Characteristics



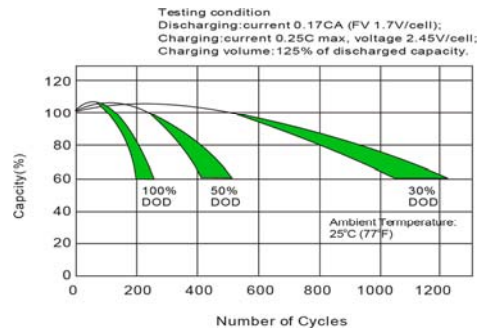
Effect of Temperature on Long Term Float Life



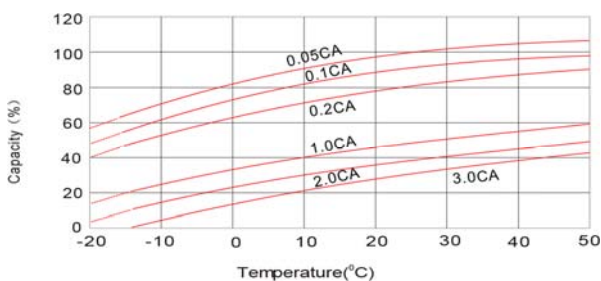
Float Charging Characteristics



Cycle Life in Relation to Depth of Discharge



Temperature Effects in Relation to Battery Capacity



Self Discharge Characteristics

