

WP26-12NB 12Volt 26Ah

Specifications

Nominal Voltage(V) **12V**

Nominal Capacity

20 hour rate	(1.3A to 10.50V)	26Ah
10 hour rate	(2.47A to 10.50V)	24.7Ah
5 hour rate	(4.42A to 10.20V)	22.1Ah
1 C	(26A to 9.60V)	13.87Ah
3 C	(78A to 9.60V)	9.10Ah

Weight **Approx. 8.0kg(17.6Lbs.)**

Internal Resistance (at 1KHz) **Approx. 11 mΩ**

Maximum Discharge Current for 5 seconds: **390A**

Charging Methods at 25 (77)

Cycle use:

Charging Voltage **14.4 to 15.0V**

Coefficient -5.0mV/ /cell

Maximum Charging Current : **7.8A**

Standby use:

Float Charging Voltage **13.5 to 13.8V**

Coefficient -3.0mV/ /cell

Operating Temperature Range

Charge **-15 (5) to 40 (104)**

Discharge **-15 (5) to 50 (122)**

Storage **-15 (5) to 40 (104)**

Charge Retention (shelf life) at 20 (68)

1 month **92%**

3 month **90%**

6 month **80%**

Case Material **ABS UL94 HB**

Option: Flammability resistance of (UL94 V-0)

Terminal **F6**

Description of torque value of hard ware for the terminals:

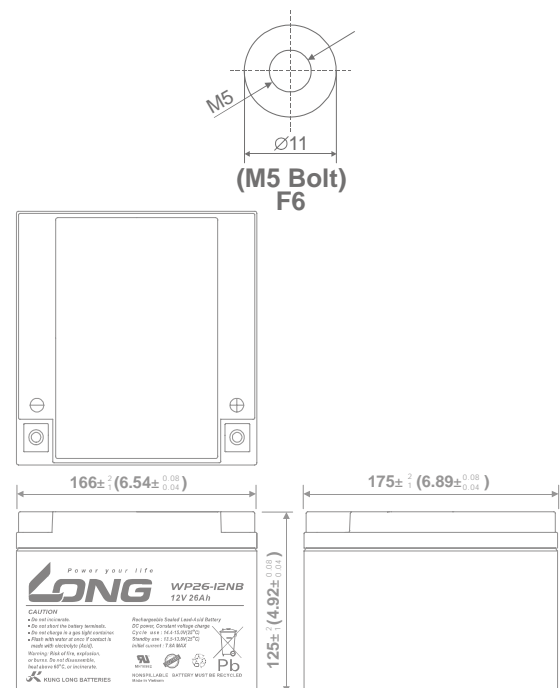
Recommended torque value **M5: 5 N-m (51kgf-cm)**

Maximum allowable torque value **M5: 6 N-m (61kgf-cm)**

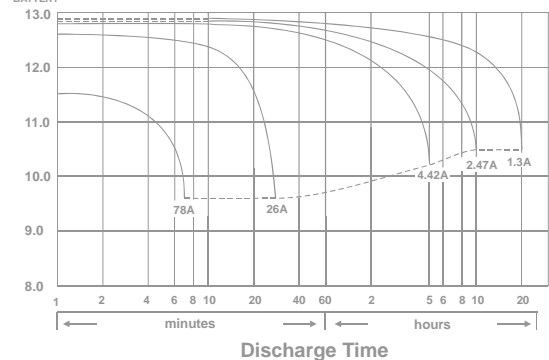


Dimensions

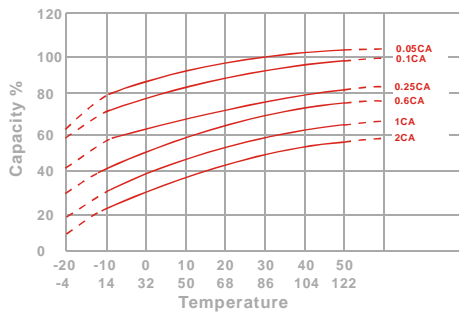
mm(inch)



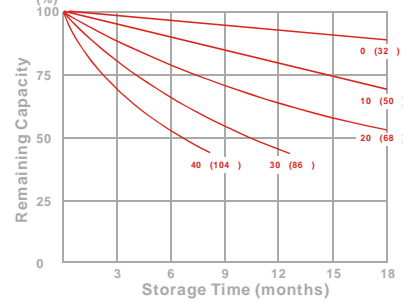
(V) FOR 12V BATTERY Discharge Time VS. Discharge Current (25)



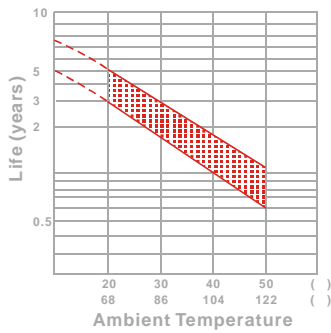
Effect of Temperature on Capacity 25 (77)



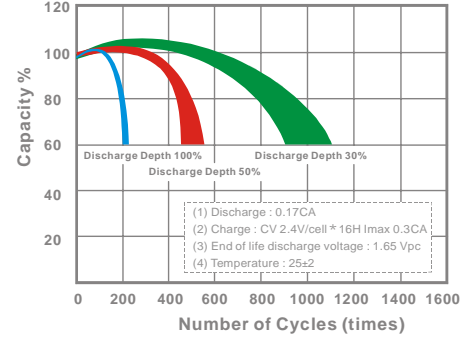
Capacity Retention Characteristic



Trickle (or float) Service Life



Cycle Service Life



- PERFORMANCE DATA

Discharge Rates in Watts to Various End Voltages at 25 (77)

End Voltage		1.85V	1.80V	1.75V	1.70V	1.67V	1.65V	1.60V
Time								
5	min	114	129	142	155	159	165	177
10	min	88.2	99.7	106	111	114	117	122
15	min	70.2	76.5	80.8	84.3	86.7	88.2	91.3
30	min	41.0	44.5	46.5	48.0	48.8	49.5	50.3
60	min	27.0	28.5	29.3	30.0	30.2	30.5	30.8
120	min	14.6	15.4	15.9	16.2	16.4	16.5	16.7
180	min	12.2	12.7	12.9	13.1	13.1	13.2	13.3
240	min	9.82	10.2	10.4	10.5	10.6	10.6	10.7
300	min	8.47	8.70	8.82	8.93	8.97	9.02	9.05
600	min	4.93	5.12	5.22	5.30	5.32	5.35	5.38
1200	min	2.53	2.62	2.68	2.73	2.75	2.77	2.78

- Discharge Rates in Amperes to Various End Voltages at 25 (77)

End Voltage		1.85V	1.80V	1.75V	1.70V	1.67V	1.65V	1.60V
Time								
5	min	70.2	82.3	90.7	96.1	98.3	101	105
10	min	45.8	50.4	54.6	58.8	60.5	62.4	65.6
15	min	37.9	41.1	43.7	46.2	47.3	48.2	49.8
30	min	20.8	23.2	24.7	25.6	26.2	26.9	27.7
60	min	14.5	15.0	15.3	15.5	15.6	15.7	15.8
120	min	7.65	7.96	8.08	8.19	8.22	8.26	8.31
180	min	6.21	6.41	6.50	6.53	6.55	6.58	6.62
240	min	4.97	5.07	5.14	5.20	5.22	5.25	5.28
300	min	4.22	4.35	4.40	4.44	4.45	4.47	4.49
600	min	2.48	2.56	2.60	2.61	2.62	2.63	2.64
1200	min	1.29	1.33	1.35	1.36	1.37	1.38	1.39

All data on the spec. sheet is an average value:

The tolerance range : X<6min(+15%~-15%), 6min X<10min(+12%~-12%), 10min X < 60min(+8%~-8%), X 60min(+5%~-5%)

021216-1G