

Reguero Baterias.es 91-7973512

10 OPzV 1000



Specification	
Float Voltage	Standby use 2.23 V/cell
Boost Recharge	Maximum voltage of 2.35 - 2.40 V/cell with a maximum current of 0.25 C10 (A)
Dimension	Length 210 mm
	Width 275 mm
	Height 663 mm
Weight	80 kg
Self Discharge	Approx. 2% per month at 20°C
Tubular Positive Plates	Special grid construction, pressure cast from antimony free alloy, with highly porous gauntlets that retain the active material
Pasted Negative Plates	Service lives consistent with the positive plates
Electrolyte	Gel structure
Separators	Extremely high porosity and low internal resistance
Containers and Lids	Made of plastic (ABS) material. Also available in ABS flame retardant material as an option (according to IEC 707 FV0)
Installation	Cells are normally installed in an upright position on steel stands
One Way Relief Valve	Opens at low pressure and is fitted with a flame arrestor device
Terminals	Female treated terminal (M10) perfect contact and low resistance with flexible cable connectors
Post Seals	Prevents electrolyte leakage and terminal corrosion
Connectors	Flexible, fully insulated cable connectors screwed (with 20±1 Nm) to the terminal with an insulated screw having a probe hole on the top for electrical measurement

Constant Current Discharge (Amperes) at 20°C (68°F)

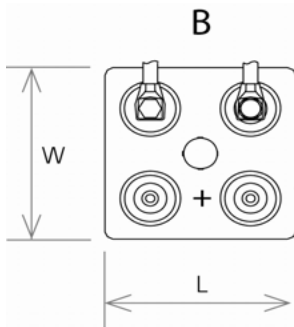
F.V/Time	15min	30min	1h	2h	3h	4h	5h	6h	8h	10h	20h
1.90VPC	376	356	305	225	181	153	132	116	95	81	48
1.85VPC	554	489	387	280	218	181	156	137	111	93	54
1.80VPC	696	598	468	324	239	198	172	150	121	102	58
1.75VPC	830	686	506	341	250	209	175	152	122	103	58
1.70VPC	950	770	517	353	265	213	178	154	124	103	58
1.65VPC	1055	822	565	361	269	215	180	155	124	104	58

Constant Power Discharge (Watts) at 20°C (68°F)

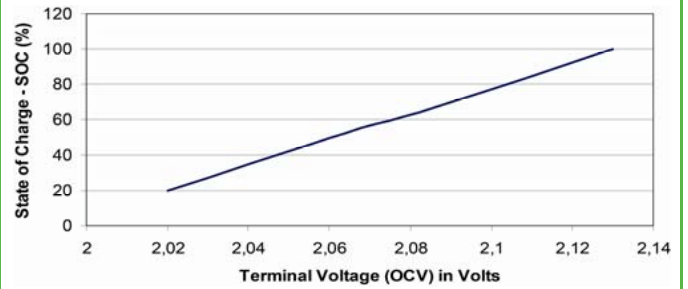
F.V/Time	15min	30min	1h	2h	3h	4h	5h	6h	8h	10h	20h
1.90VPC	716	679	585	434	351	298	257	227	186	160	94
1.85VPC	1033	915	725	530	416	347	300	264	215	181	105
1.80VPC	1269	1092	862	603	449	373	325	285	232	196	113
1.75VPC	1479	1238	921	629	466	391	330	287	233	196	113
1.70VPC	1649	1371	933	648	489	397	334	290	234	195	111
1.65VPC	1810	1448	1008	656	491	396	334	289	232	195	110

10 OPzV 1000

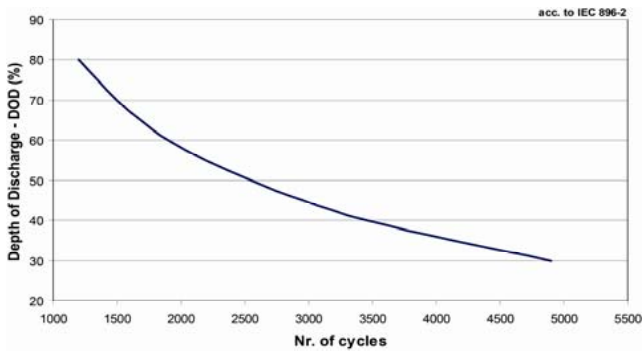
Layout



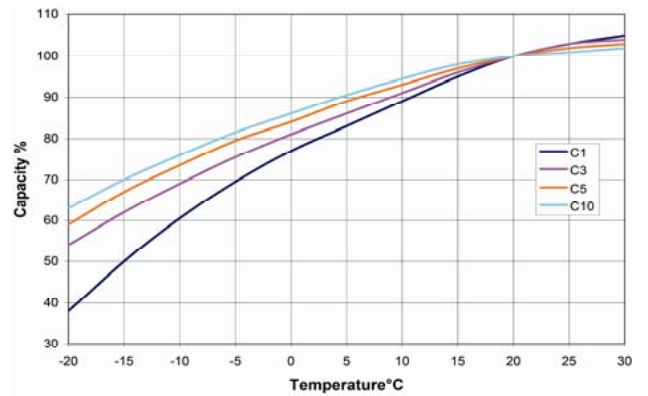
Terminal Voltage vs. SOC



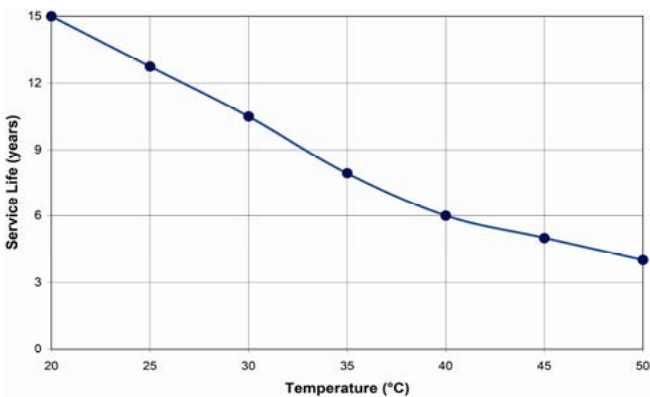
No. of cycles vs. DOD



Capacity = f(T)



Service Life vs Temperature



Capacity test C10

