

Reguero Baterias.es 91-7973512

5 OPzV 350



Specification	
Float Voltage	Standby use 2.23 V/cell
Boost Recharge	Maximum voltage of 2.35 - 2.40 V/cell with a maximum current of 0.25 C10 (A)
Dimension	Length 124 mm Width 206 mm Height 488 mm
Weight	31 kg
Self Discharge	Approx. 2% per month at 20°C
Tubular Positive Plates	Special grid construction, pressure cast from antimony free alloy, with highly porous gauntlets that retain the active material
Pasted Negative Plates	Service lives consistent with the positive plates
Electrolyte	Gel structure
Separators	Extremely high porosity and low internal resistance
Containers and Lids	Made of plastic (ABS) material. Also available in ABS flame retardant material as an option (according to IEC 707 FV0)
Installation	Cells are normally installed in an upright position on steel stands
One Way Relief Valve	Opens at low pressure and is fitted with a flame arrestor device
Terminals	Female treated terminal (M10) perfect contact and low resistance with flexible cable connectors
Post Seals	Prevents electrolyte leakage and terminal corrosion
Connectors	Flexible, fully insulated cable connectors screwed (with 20±1 Nm) to the terminal with an insulated screw having a probe hole on the top for electrical measurement

Constant Current Discharge (Amperes) at 20°C (68°F)

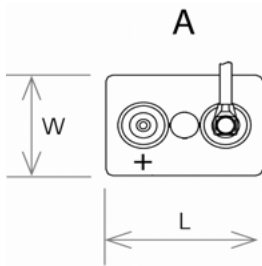
F.V/Time	15min	30min	1h	2h	3h	4h	5h	6h	8h	10h	20h
1.90VPC	166	146	111	82	64	53	46	41	33	28	17
1.85VPC	230	189	141	101	76	64	55	48	39	33	19
1.80VPC	278	223	166	118	82	69	60	52	43	36	20
1.75VPC	324	255	175	121	86	72	61	53	43	36	20
1.70VPC	368	277	180	125	92	74	62	54	43	36	20
1.65VPC	400	290	197	127	93	74	63	54	44	36	20

Constant Power Discharge (Watts) at 20°C (68°F)

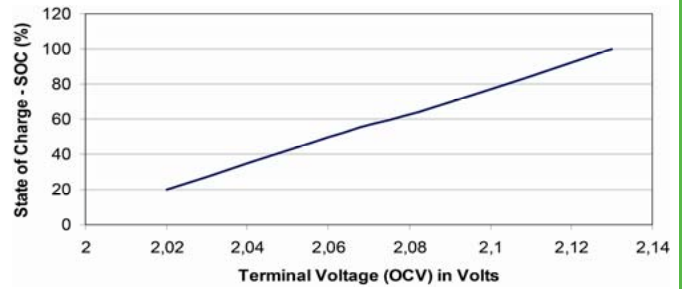
F.V/Time	15min	30min	1h	2h	3h	4h	5h	6h	8h	10h	20h
1.90VPC	316	279	213	157	123	104	90	79	65	56	33
1.85VPC	429	354	264	191	146	122	105	92	75	63	37
1.80VPC	507	407	306	220	154	129	114	100	82	68	40
1.75VPC	577	460	319	223	161	136	116	101	82	69	40
1.70VPC	639	493	326	230	170	137	117	102	82	69	39
1.65VPC	686	511	351	231	170	137	117	101	82	68	38

5 OPzV 350

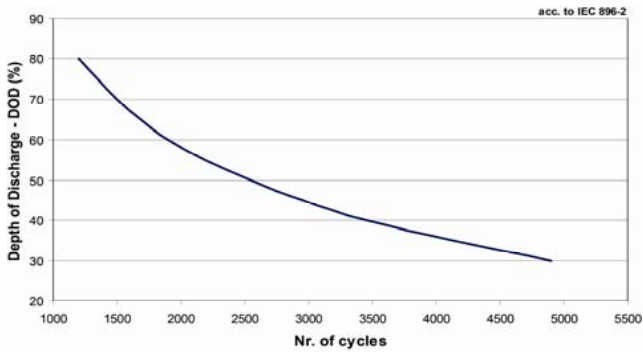
Layout



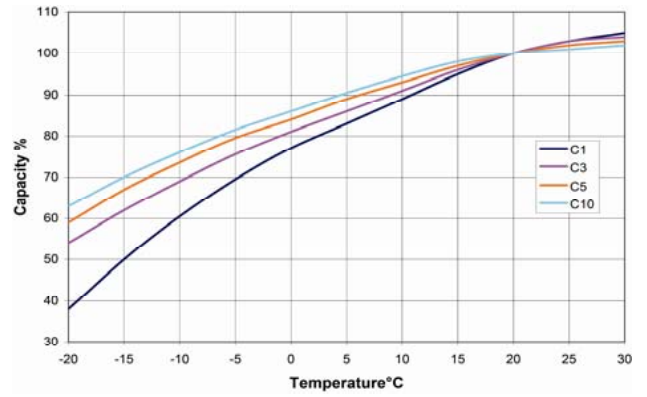
Terminal Voltage vs. SOC



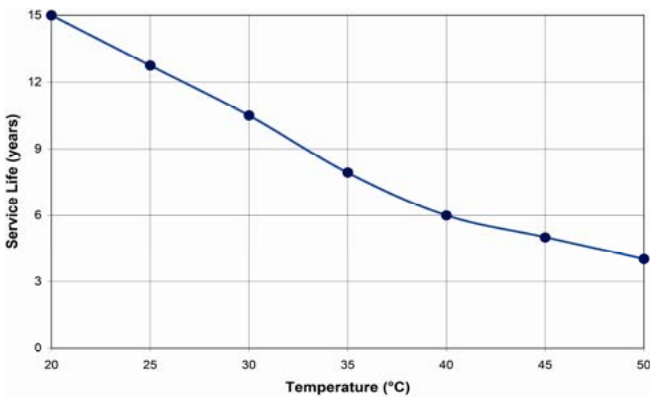
No. of cycles vs. DOD



Capacity = f(T)



Service Life vs Temperature



Capacity test C10

