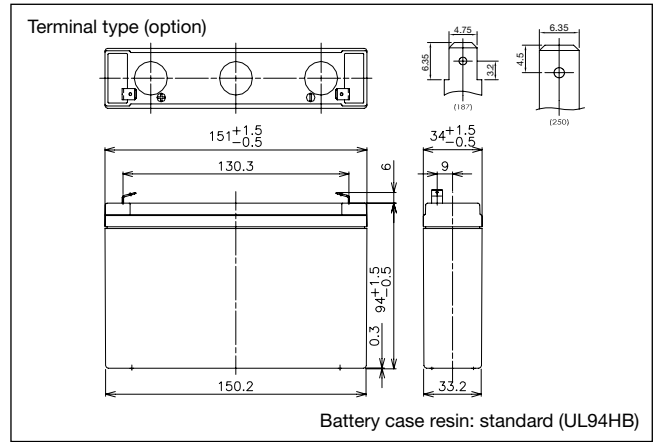


**UP-RW0645P**

For standby power supplies.  
Expected trickle design life: 6 – 9 years at 20 °C according to Eurobat.



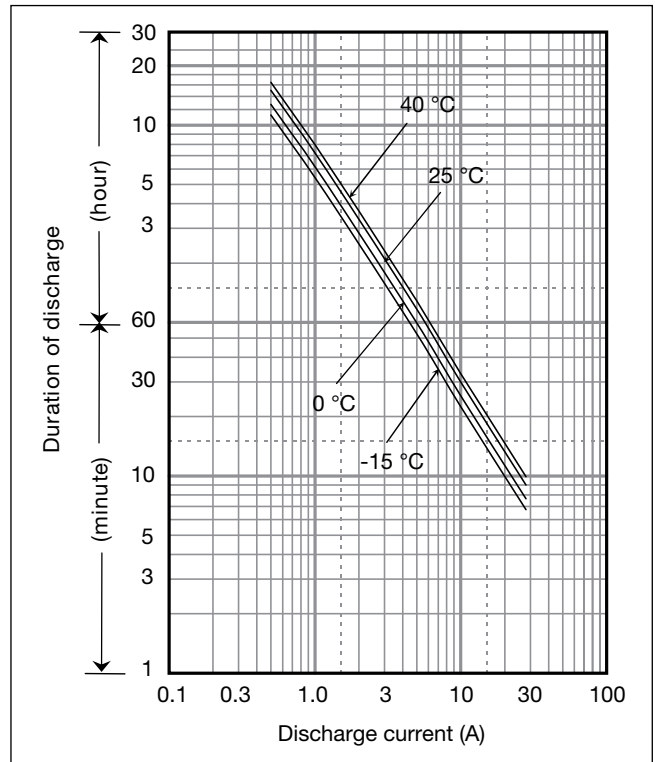
**Dimensions (mm)**



**Specifications**

Nominal voltage	6 V	
Nominal capacity (10 minute rate)	135 W	
Dimensions	Length	151 mm
	Width	34 mm
	Height	94 mm
	Total Height	100 mm
Approx. mass	1.3 kg	
Terminal	Faston 187 or Faston 250 with hole	

**Duration of discharge vs Discharge current**



**Characteristics**

Capacity (25 °C)	20 hour rate 10 hour rate 5 hour rate 1 hour rate	56 W 97 W 134 W 205 W
Internal resistance	Fully charged battery (25 °C)	10 mΩ
Temperature dependency of capacity (20 hour rate)	40 °C	102 %
	25 °C	100 %
	0 °C	85 %
	-15 °C	65 %
Self discharge (25 °C)	After 3 months	91 %
	After 6 months	82 %
	After 12 months	64 %

**Watt Table**

(Wattage/Battery)

Cut-off V	3min	5min	10min	15min	20min	30min	45min	1h	1.5h	2h	3h	4h	5h	6h	10h	20h	24h
4.8V	265	205	134	97.5	79.5	56.0	41.1	32.8	22.6	17.5	13.0	10.0	8.25	6.63	4.39	2.38	1.99
4.95V	254	200	131	97.2	78.9	55.9	40.8	32.8	22.1	17.3	12.9	9.92	8.18	6.60	4.37	2.37	1.98
5.1V	245	195	129	96.5	78.0	55.5	40.4	32.2	21.7	16.9	12.8	9.86	8.12	6.55	4.33	2.37	1.97
5.25V	231	180	123	93.4	75.4	55.0	39.3	31.5	20.8	16.4	12.8	9.85	8.07	6.48	4.31	2.36	1.97
5.4V	217	165	117	90.0	73.0	54.5	39.1	30.9	20.6	15.5	12.4	9.66	7.85	6.37	4.26	2.35	1.95

**Ampere Table**

(Ampere/Battery)

Cut-off V	3min	5min	10min	15min	20min	30min	45min	1h	1.5h	2h	3h	4h	5h	6h	10h	20h	24h
4.8V	47.7	36.8	23.9	17.0	13.7	9.6	6.99	5.57	3.82	2.95	2.19	1.67	1.38	1.11	0.732	0.397	0.331
4.95V	45.8	35.9	23.5	16.9	13.6	9.6	6.95	5.57	3.75	2.93	2.17	1.66	1.37	1.10	0.729	0.396	0.330
5.1V	44.1	35.0	23.0	16.8	13.5	9.5	6.88	5.46	3.67	2.86	2.15	1.65	1.36	1.09	0.721	0.394	0.329
5.25V	41.6	32.3	22.0	16.3	13.0	9.4	6.70	5.35	3.53	2.77	2.16	1.65	1.35	1.08	0.718	0.393	0.328
5.4V	39.0	29.6	20.9	15.7	12.6	9.3	6.67	5.25	3.50	2.62	2.08	1.62	1.31	1.06	0.710	0.391	0.326

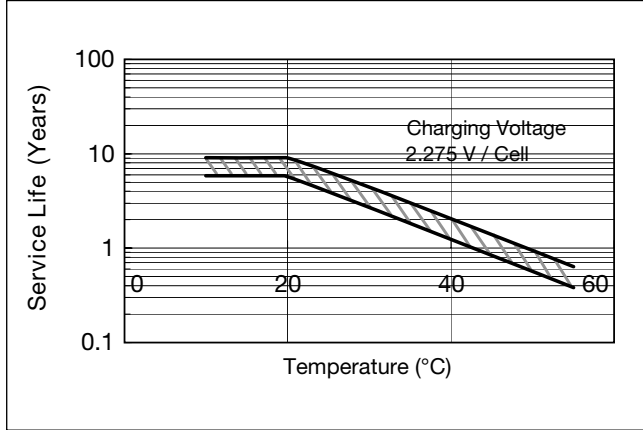
**Charging Method**

Trickle use Control voltage: 6.8 - 6.9 V; Initial current: 1.2 A or smaller

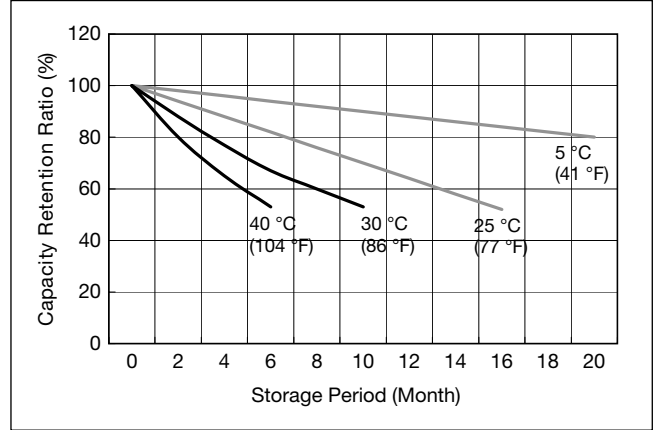
**Cut off voltage**

Discharge current	0.4 A - 1.6 A	1.6 A - 4 A	4 A - 8 A	8 A - 16 A	16 A - 24 A
Cut off voltage (V)	5.25	5.1	4.95	4.65	4.35

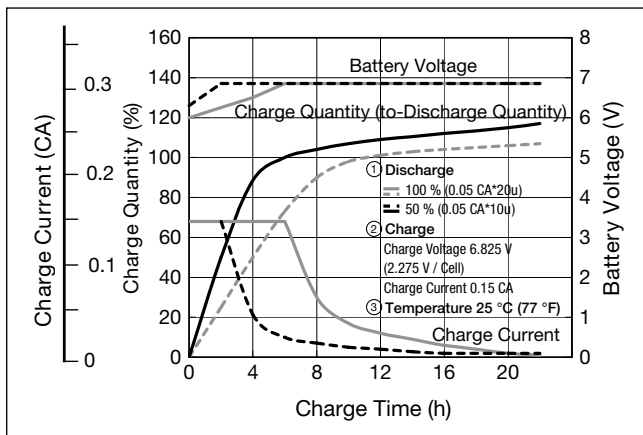
**Influence of Temperature on Trickle life**



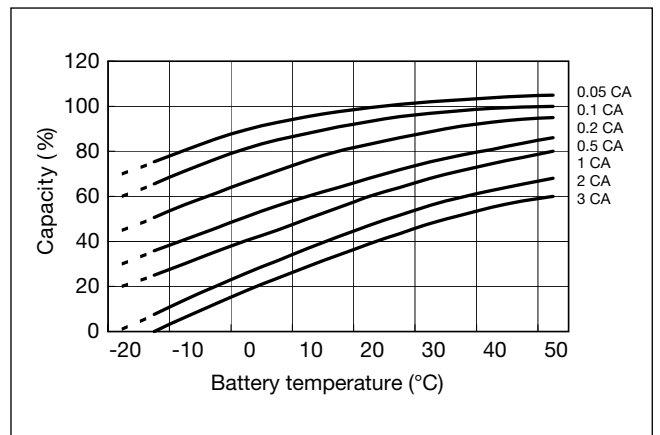
**Residual capacity vs storage period**



**Constant-voltage and constant-current charge characteristics for Trickle use**



**Discharge capacity by temperature and by discharge current**



**Discharge characteristics**

