

HG12-14 EV (12V14Ah)

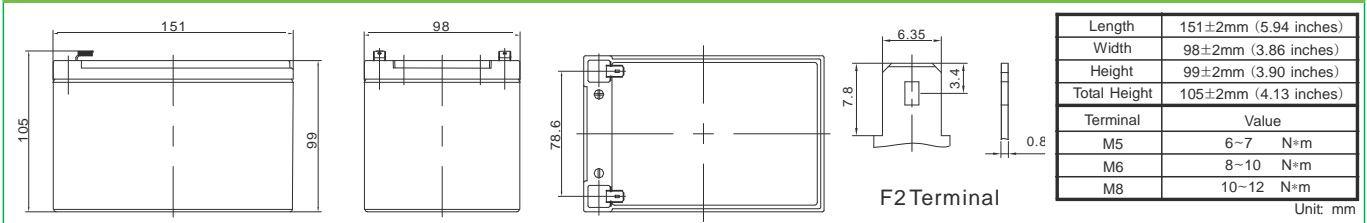
Specification

Cells Per Unit	6
Voltage Per Unit	12
Capacity	14Ah@10hr-rate to 1.75V per cell @25°C
Weight	Approx. 4.5 Kg (Tolerance ±4%)
Internal Resistance	Approx. 12.0 mΩ
Terminal	F1/F2
Max. Discharge Current	210A (5 sec)
Cold Cranking Ampere(CCA)	140A
Maximum Charging Current	4.2A
Reference Capacity	C3 10.9AH C5 12.1AH C10 13.2AH C20 14.0AH
Float Charging Voltage	13.6 V~13.8 V @ 25°C Temperature Compensation: -3mV/°C/Cell
Cycle Use Voltage	14.6 V~14.8 V @ 25°C Temperature Compensation: -4mV/°C/Cell
Operating Temperature Range	Discharge: -20°C~60°C Charge: 0°C~50°C Storage: -20°C~60°C
Normal Operating Temperature Range	25°C ±5°C
Self Discharge	Valve Regulated Lead Acid (VRLA) batteries can be stored for up to 6 months at 25°C and then recharging is recommended. Monthly Self-discharge ratio is less than 3% at 25°C. Please charged batteries before using.
Container Material	A.B.S. UL94-HB, UL94-V0 Optional.

HG-EV series is specially designed for frequent discharge deep cycle application. By using the specially designed active material, strong grids and thick plate construction, the **HG-EV** series battery offers reliable performance in high load situations and could provide competitive cycle performance. Suitable for Electric Vehicle and Golf cart; Industrial equipment, Floor , machines, Forklifts, Aerial lifts, and Robotics; Marine,RV, and no-idle solutions; Mobility and Medical equipment; and most outdoor application.



Dimensions



Constant Current Discharge Characteristics : A(25°C)

F.V/Time	30MIN	1HR	2HR	3HR	4HR	5HR	8HR	10HR	20HR
1.60V	16.43	9.64	5.50	3.89	3.04	2.54	1.71	1.42	0.728
1.65V	16.09	9.46	5.41	3.83	3.00	2.50	1.69	1.40	0.721
1.70V	15.63	9.22	5.28	3.75	2.94	2.46	1.67	1.38	0.713
1.75V	15.01	8.89	5.11	3.64	2.86	2.41	1.63	1.36	0.700
1.80V	14.16	8.44	4.88	3.49	2.76	2.32	1.58	1.32	0.683
1.85V	12.95	7.79	4.54	3.27	2.60	2.21	1.51	1.27	0.658

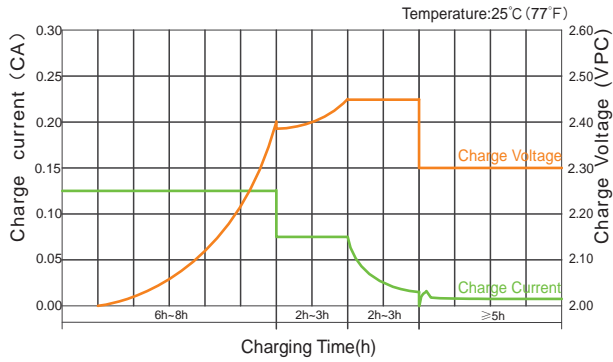
Constant Power Discharge Characteristics : WPC(25°C)

F.V/Time	30MIN	1HR	2HR	3HR	4HR	5HR	8HR	10HR	20HR
1.60V	29.84	18.03	10.43	7.42	5.83	4.89	3.35	2.79	1.43
1.65V	29.65	17.88	10.33	7.35	5.78	4.85	3.32	2.76	1.42
1.70V	28.98	17.48	10.12	7.22	5.69	4.78	3.27	2.73	1.41
1.75V	28.11	16.94	9.84	7.04	5.56	4.69	3.21	2.68	1.38
1.80V	26.79	16.16	9.44	6.78	5.37	4.55	3.12	2.61	1.35
1.85V	24.75	15.03	8.83	6.39	5.09	4.33	2.99	2.51	1.30

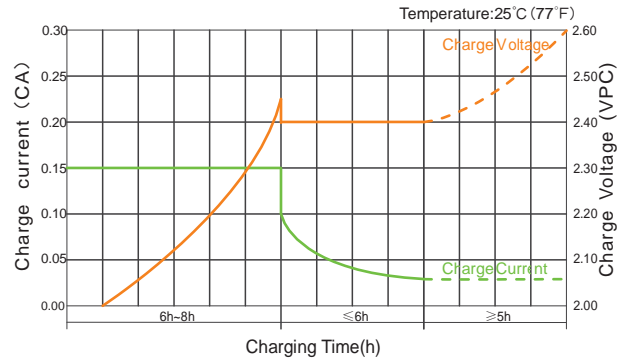
(Note) The above characteristics data are average values obtained within three charge/discharge cycle not the minimum values.

HG12-14 EV (12V14 Ah)

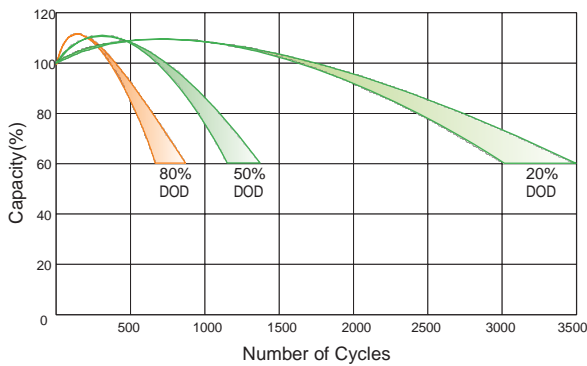
Charge Characteristic Curve for Cycle Use(IUUU)



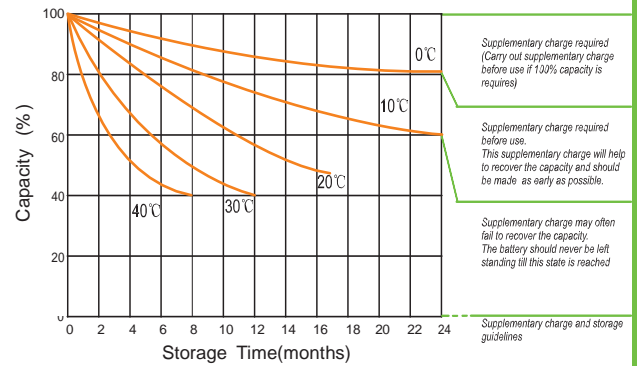
Charge Characteristic Curve For Cycle Use(IUI)



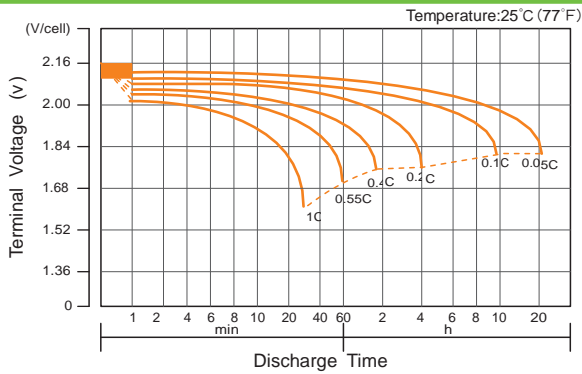
Cycle Life in Relation to Depth of Discharge



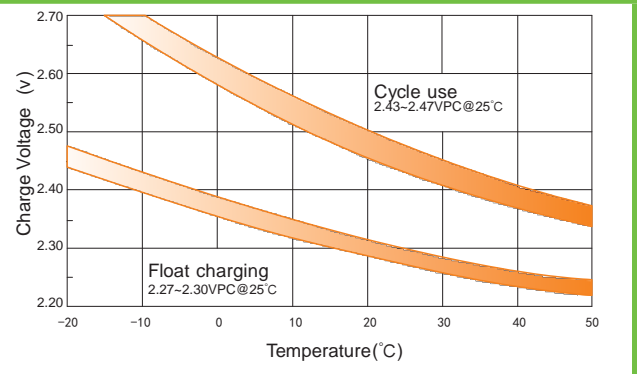
Storage Characteristics



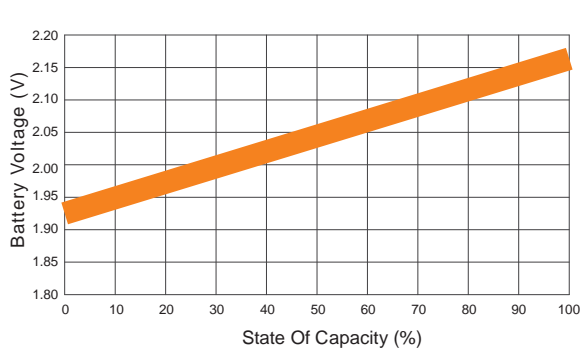
Discharge Characteristics Curve



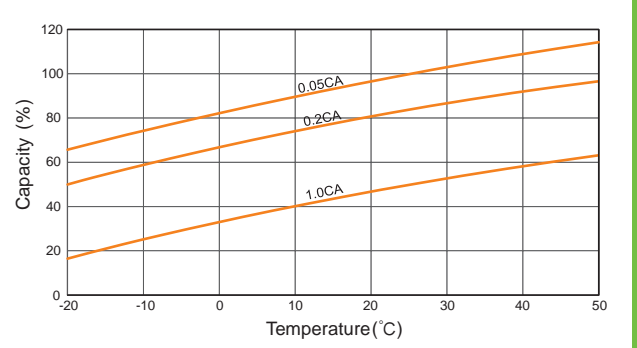
Relationship Between Charging Voltage and Temperature



Relationship of OCV And State of Charge(20°C)



Temperature Effects on Capacity



(Note) All above information shall be changed without prior notice, We reserves the right to explain and update the latest information.